

## Insurance Industry Flash Report as at 30 April, 2018 *(Distribution Channel Report)*

Business Type : General Insurance

Code : BA 1.11

Period : January - April 2017 VS January - April 2018

Line of Business : Total Market Premium

Ranked By : Direct Premiums

Source : Non - Life Insurance Distribution Channel Report from Statistics Division of Examination Planning and Development Department, OIC

**Note to the users : Sources of the figures under this Flash Report derived from OIC Monthly Distribution Channel Report. It may not reconcile with the figures derived from Quarterly Financial Report.**

Market Ranking Status: ■ Improved ■ Unchanged ■ Declined

Unit: 1,000 Baht

Companies	2018					Change				2017				
	Rank	Share	Direct Premium	No. of Policy	Av. per Policy	Premium	%Change	No. of Policy	%Change	Rank	Share	Direct Premium	No. of Policy	Av. per Policy
VIRIYAH INSURANCE	1	16.02%	12,209,453	2,582,541	4.73	641,286	5.54%	62,208	2.47%	1	15.96%	11,568,167	2,520,333	4.59
DHIPAYA INSURANCE	2	7.25%	5,523,538	784,412	7.04	-150,706	-2.66%	45,206	6.12%	2	7.83%	5,674,244	739,206	7.68
BANGKOK INSURANCE	3	7.17%	5,461,112	619,066	8.82	146,412	2.75%	41,187	7.13%	3	7.33%	5,314,700	577,879	9.20
MUANG THAI INSURANCE	4	5.34%	4,072,503	575,490	7.08	-5,731	-0.14%	18,115	3.25%	4	5.63%	4,078,233	557,375	7.32
SYN MUN KONG INSURANCE	5	4.81%	3,668,076	827,101	4.43	906,547	32.83%	110,193	15.37%	9	3.81%	2,761,528	716,908	3.85
SOUTHEAST INSURANCE	6	4.58%	3,487,093	1,205,074	2.89	363,779	11.65%	79,712	7.08%	6	4.31%	3,123,314	1,125,362	2.78
TOKIO MARINE INSURANCE	7	4.42%	3,368,190	238,005	14.15	354,488	11.76%	41,061	20.85%	7	4.16%	3,013,702	196,944	15.30
CHUBB SAMAGGI INSURANCE	8	4.16%	3,173,743	1,120,747	2.83	47,637	1.52%	-75,795	-6.33%	5	4.31%	3,126,106	1,196,542	2.61
SAFETY INSURANCE	9	3.90%	2,973,880	429,486	6.92	-30,271	-1.01%	3,369	0.79%	8	4.15%	3,004,151	426,117	7.05
THANACHART INSURANCE	10	3.49%	2,656,724	411,950	6.45	81,588	3.17%	-67,064	-14.00%	10	3.55%	2,575,136	479,014	5.38
MITSUI SUMITOMO INSURANCE	11	2.86%	2,179,997	99,534	21.90	-295,304	-11.93%	11,268	12.77%	11	3.42%	2,475,301	88,266	28.04
LMG INSURANCE	12	2.77%	2,110,680	269,056	7.84	39,520	1.91%	-355,535	-56.92%	12	2.86%	2,071,160	624,591	3.32
ROAD ACCIDENT VICTIMS PROTECTION	13	1.88%	1,429,619	4,719,617	0.30	72,367	5.33%	179,526	3.95%	15	1.87%	1,357,253	4,540,091	0.30
AETNA HEALTH INSURANCE	14	1.85%	1,409,166	22,464	62.73	40,392	2.95%	-6,156	-21.51%	14	1.89%	1,368,774	28,620	47.83
MSIG INSURANCE	15	1.75%	1,332,169	229,874	5.80	50,329	3.93%	33,405	17.00%	16	1.77%	1,281,840	196,469	6.52
THAIVIVAT INSURANCE	16	1.73%	1,321,963	320,739	4.12	231,189	21.19%	-14,266	-4.26%	18	1.51%	1,090,775	335,005	3.26
DEVES INSURANCE	17	1.65%	1,254,045	450,956	2.78	-115,909	-8.46%	18,283	4.23%	13	1.89%	1,369,954	432,673	3.17
ASIA INSURANCE 1950	18	1.49%	1,132,951	659,993	1.72	307,699	37.29%	328,584	99.15%	28	1.14%	825,251	331,409	2.49
CIGNA INSURANCE	19	1.46%	1,115,054	437,219	2.55	210,407	23.26%	132,143	43.31%	24	1.25%	904,647	305,076	2.97
MITTARE INSURANCE	20	1.39%	1,059,712	301,059	3.52	68,582	6.92%	478	0.16%	20	1.37%	991,129	300,581	3.30
ASSETS INSURANCE	21	1.39%	1,059,192	238,842	4.43	746,750	239.00%	191,303	402.41%	34	0.43%	312,442	47,539	6.57
KRUNGTHAI PANICH INSURANCE	22	1.35%	1,027,048	568,915	1.81	53,851	5.53%	192,823	51.27%	21	1.34%	973,197	376,092	2.59
ALLIANZ GENERAL INSURANCE	23	1.34%	1,021,440	176,451	5.79	105,127	11.47%	-82,735	-31.92%	23	1.26%	916,313	259,186	3.54
SOMPO INSURANCE	24	1.33%	1,011,973	94,664	10.69	-70,008	-6.47%	15,318	19.31%	19	1.49%	1,081,981	79,346	13.64
AXA INSURANCE	25	1.31%	998,248	130,304	7.66	-110,797	-9.99%	13,950	11.99%	17	1.53%	1,109,045	116,354	9.53
SRI AYUDHYA GENERAL INSURANCE	26	1.30%	993,764	157,907	6.29	54,578	5.81%	20,859	15.22%	22	1.30%	939,186	137,048	6.85
NAVAKIJ INSURANCE	27	1.23%	939,483	169,568	5.54	85,731	10.04%	22,151	15.03%	26	1.18%	853,752	147,417	5.79
NEW HAMPSHIRE INSURANCE	28	1.14%	871,927	589,244	1.48	10,105	1.17%	1,038	0.18%	25	1.19%	861,822	588,206	1.47
AIOI BANGKOK INSURANCE	29	1.12%	857,260	93,981	9.12	25,774	3.10%	10,375	12.41%	27	1.15%	831,486	83,606	9.95
THAI INSURANCE	30	1.06%	805,026	218,364	3.69	125,510	18.47%	-27,143	-11.06%	30	0.94%	679,516	245,507	2.77
THAISRI INSURANCE	31	0.91%	696,169	105,064	6.63	-63,500	-8.36%	22,072	26.60%	29	1.05%	759,669	82,992	9.15
NAM SENG INSURANCE	32	0.82%	625,265	134,481	4.65	5,377	0.87%	-157,853	-54.00%	31	0.86%	619,888	292,334	2.12
FALCON INSURANCE	33	0.79%	603,634	43,725	13.81	3,173	0.53%	-6,329	-12.64%	32	0.83%	600,461	50,054	12.00

## Insurance Industry Flash Report as at 30 April, 2018 *(Distribution Channel Report)*

Business Type : General Insurance

Code : BA 1.11

Period : January - April 2017 VS January - April 2018

Line of Business : Total Market Premium

Ranked By : Direct Premiums

Source : Non - Life Insurance Distribution Channel Report from Statistics Division of Examination Planning and Development Department, OIC

**Note to the users : Sources of the figures under this Flash Report derived from OIC Monthly Distribution Channel Report. It may not reconcile with the figures derived from Quarterly Financial Report.**

Market Ranking Status: ■ Improved ■ Unchanged ■ Declined

Unit: 1,000 Baht

Companies	2018					Change				2017				
	Rank	Share	Direct Premium	No. of Policy	Av. per Policy	Premium	%Change	No. of Policy	%Change	Rank	Share	Direct Premium	No. of Policy	Av. per Policy
CHAO PHAYA INSURANCE	34	0.45%	346,651	59,959	5.78	-186,182	-34.94%	-47,273	-44.08%	33	0.74%	532,834	107,232	4.97
GENERALI INSURANCE	35	0.45%	342,081	147,886	2.31	118,796	53.20%	39,126	35.97%	41	0.31%	223,285	108,760	2.05
BANGKOK UNION INSURANCE	36	0.42%	321,895	17,488	18.41	22,905	7.66%	-885	-4.82%	36	0.41%	298,990	18,373	16.27
KSK INSURANCE	37	0.41%	312,849	132,232	2.37	36,000	13.00%	63,033	91.09%	37	0.38%	276,850	69,199	4.00
SIAM CITY INSURANCE	38	0.38%	286,520	168,435	1.70	45,607	18.93%	16,293	10.71%	40	0.33%	240,914	152,142	1.58
UNION PROSPERS INSURANCE	39	0.34%	260,912	110,950	2.35	3,166	1.23%	425	0.38%	39	0.36%	257,746	110,525	2.33
FPG INSURANCE	40	0.32%	242,284	13,121	18.47	91,214	60.38%	7,411	129.79%	44	0.21%	151,071	5,710	26.46
AIG INSURANCE	41	0.29%	218,135	49,257	4.43	5,367	2.52%	4,390	9.78%	43	0.29%	212,767	44,867	4.74
THAI SETAKIJ INSURANCE	42	0.28%	215,639	109,300	1.97	-94,337	-30.43%	-5,168	-4.51%	35	0.43%	309,976	114,468	2.71
INDARA INSURANCE	43	0.28%	209,857	97,275	2.16	-10,218	-4.64%	-12,351	-11.27%	42	0.30%	220,075	109,626	2.01
QBE INSURANCE	44	0.20%	153,083	1,430	107.05	-123,235	-44.60%	-2,265	-61.30%	38	0.38%	276,318	3,695	74.78
THAI PAIBOON INSURANCE	45	0.19%	144,754	41,592	3.48	13,752	10.50%	12,773	44.32%	46	0.18%	131,002	28,819	4.55
THAI PATTANA INSURANCE	46	0.18%	138,246	127,507	1.08	2,196	1.61%	8,761	7.38%	45	0.19%	136,050	118,746	1.15
TUNE INSURANCE	47	0.16%	121,106	470,809	0.26	19,255	18.91%	30,871	7.02%	48	0.14%	101,851	439,938	0.23
PACIFIC CROSS HEALTH INSURANCE	48	0.13%	99,843	1,965	50.81	6,033	6.43%	397	25.32%	49	0.13%	93,809	1,568	59.83
THAI HEALTH INSURANCE	49	0.10%	77,027	9,770	7.88	2,392	3.21%	997	11.36%	50	0.10%	74,634	8,773	8.51
JP INSURANCE	50	0.09%	70,100	26,532	2.64	18,360	35.49%	7,344	38.27%	53	0.07%	51,739	19,188	2.70
CHARAN INSURANCE	51	0.08%	59,406	42,601	1.39	1,731	3.00%	-563	-1.30%	51	0.08%	57,675	43,164	1.34
ACE INA OVERSEAS INSURANCE	52	0.05%	41,649	120	347.08	-10,637	-20.34%	-10	-7.69%	52	0.07%	52,286	130	402.20
PHUTTHATHAM INSURANCE	53	0.05%	39,810	5,295	7.52	197	0.50%	369	7.49%	54	0.05%	39,612	4,926	8.04
NEW INDIA ASSURANCE	54	0.04%	29,672	758	39.14	-8,690	-22.65%	-128	-14.45%	55	0.05%	38,362	886	43.30
UNION INSURANCE	55	0.02%	11,444	1,442	7.94	-2,373	-17.17%	-874	-37.74%	56	0.02%	13,817	2,316	5.97
CHINA INSURANCE	56	0.01%	5,987	895	6.69	-1,717	-22.28%	-327	-26.76%	59	0.01%	7,704	1,222	6.30
AIA (NON-LIFE)	57	0.00%	3,077	80	38.46	-2,442	-44.25%	-56	-41.18%	60	0.01%	5,519	136	40.58
ERAWAN INSURANCE	58	0.00%	392	137	2.86	-7,407	-94.98%	-694	-83.51%	58	0.01%	7,799	831	9.38
SAJJA INSURANCE	59	-	0	0	-	-130,364	-100.00%	-202,643	-100.00%	47	0.18%	130,364	202,643	0.64
BANGKOK HEALTH INSURANCE	60	0.00%	-1,456	0	-	-14,133	-111.49%	-8	-100.00%	57	0.02%	12,677	8	1,584.58
<b>Total Overall Market Premium</b>		<b>100.00%</b>	<b>76,201,057</b>	<b>20,662,729</b>	<b>3.69</b>	<b>3,731,210</b>	<b>5.15%</b>	<b>720,696</b>	<b>3.61%</b>		<b>100.00%</b>	<b>72,469,847</b>	<b>19,942,033</b>	<b>3.63</b>

## Insurance Industry Flash Report as at 30 April, 2018 *(Distribution Channel Report)*

Business Type : General Insurance

Code : BA 1.11

Period : January - April 2017 VS January - April 2018

Line of Business : Total Market Premium

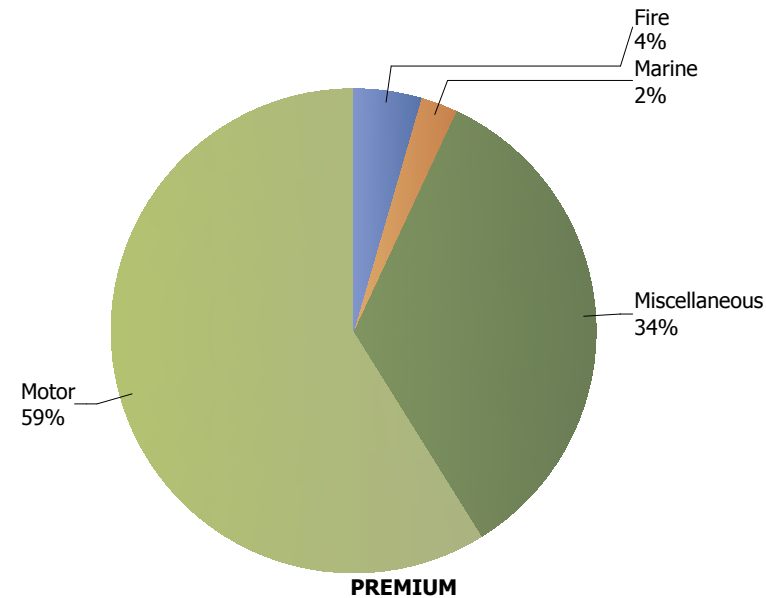
Ranked By : Direct Premiums

Source : Non - Life Insurance Distribution Channel Report from Statistics Division of Examination Planning and Development Department, OIC

**Note to the users : Sources of the figures under this Flash Report derived from OIC Monthly Distribution Channel Report. It may not reconcile with the figures derived from Quarterly Financial Report.**

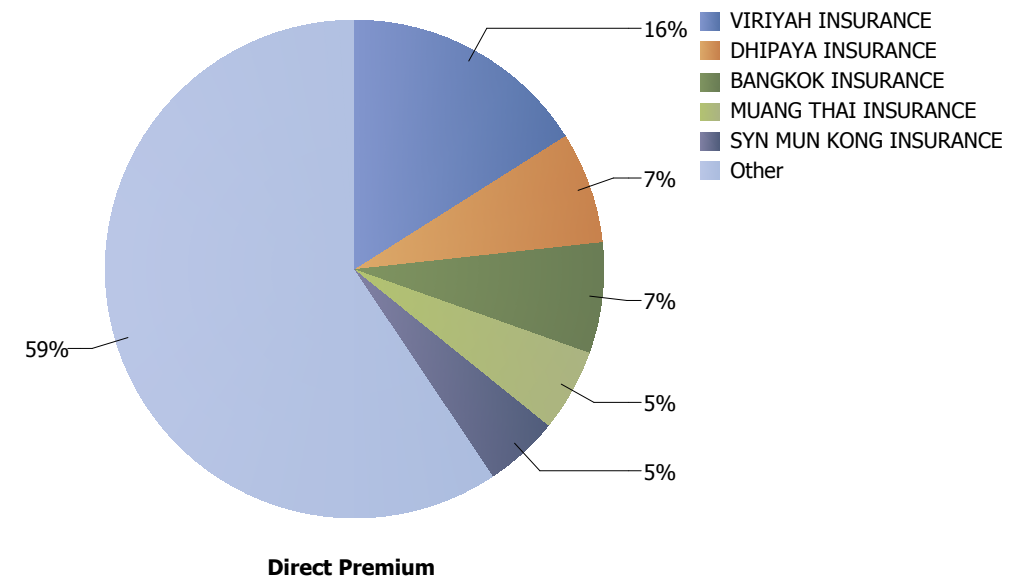
### Total Market Portfolio Mix

as of 30 April, 2018



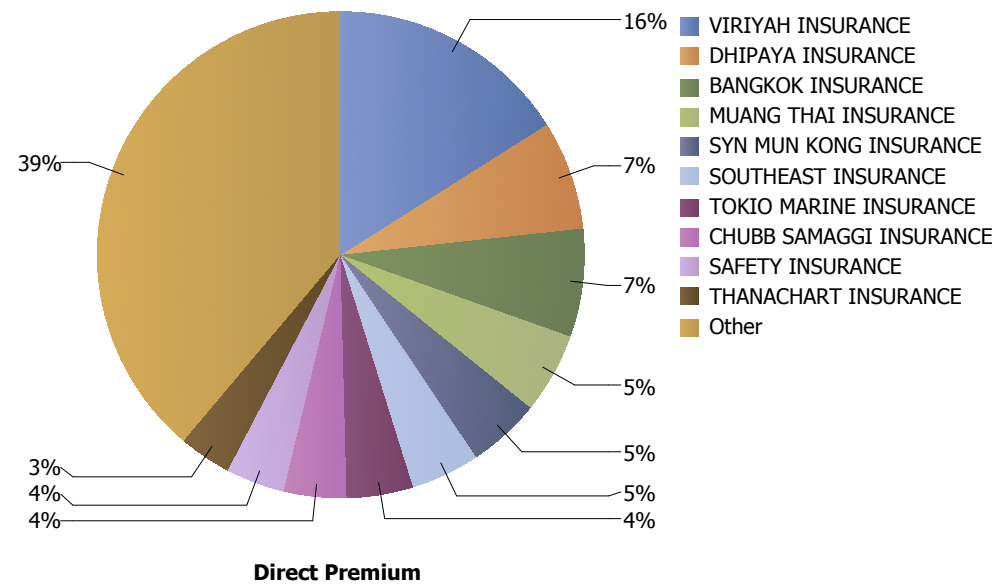
### Top 5 Companies: 41%

as of 30 April, 2018



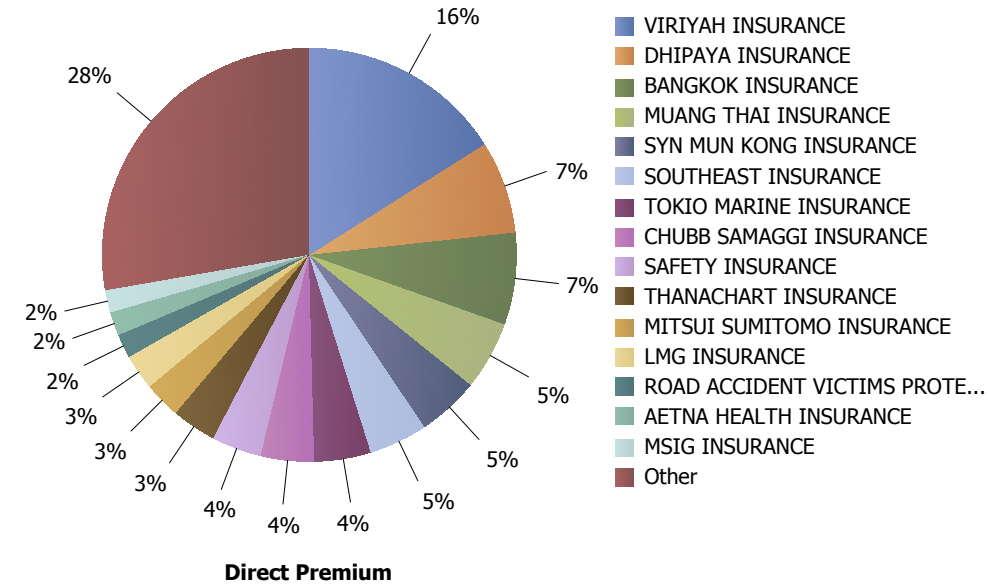
### Top 10 Companies: 61%

as of 30 April, 2018



### Top 15 Companies: 72%

as of 30 April, 2018



## Insurance Industry Flash Report as at 30 April, 2018 *(Distribution Channel Report)*

Business Type : General Insurance

Code : BA 1.11

Period : January - April 2017 VS January - April 2018

Line of Business : Total Motor

Ranked By : Direct Premiums

Source : Non - Life Insurance Distribution Channel Report from Statistics Division of Examination Planning and Development Department, OIC

**Note to the users : Sources of the figures under this Flash Report derived from OIC Monthly Distribution Channel Report. It may not reconcile with the figures derived from Quarterly Financial Report.**

Market Ranking Status: ■ Improved ■ Unchanged ■ Declined

Unit: 1,000 Baht

Companies	2018					Change				2017				
	Rank	Share	Direct Premium	No. of Policy	Av. per Policy	Premium	%Change	No. of Policy	%Change	Rank	Share	Direct Premium	No. of Policy	Av. per Policy
VIRIYAH INSURANCE	1	24.82%	11,139,467	2,018,088	5.52	498,985	4.69%	39,446	1.99%	1	25.65%	10,640,481	1,978,642	5.38
SYN MUN KONG INSURANCE	2	7.21%	3,236,266	751,855	4.30	773,257	31.39%	112,274	17.55%	4	5.94%	2,463,009	639,581	3.85
SOUTHEAST INSURANCE	3	5.98%	2,684,634	1,086,174	2.47	170,490	6.78%	48,872	4.71%	2	6.06%	2,514,144	1,037,302	2.42
SAFETY INSURANCE	4	5.64%	2,530,463	383,647	6.60	35,755	1.43%	4,936	1.30%	3	6.01%	2,494,708	378,711	6.59
THANACHART INSURANCE	5	4.94%	2,216,543	307,620	7.21	-1,901	-0.09%	-7,333	-2.33%	5	5.35%	2,218,444	314,953	7.04
MUANG THAI INSURANCE	6	4.75%	2,132,452	304,454	7.00	-1,952	-0.09%	6,463	2.17%	6	5.15%	2,134,404	297,991	7.16
BANGKOK INSURANCE	7	4.71%	2,114,399	254,475	8.31	68,065	3.33%	12,023	4.96%	7	4.93%	2,046,334	242,452	8.44
LMG INSURANCE	8	3.96%	1,778,958	223,581	7.96	48,779	2.82%	-11,195	-4.77%	8	4.17%	1,730,180	234,776	7.37
TOKIO MARINE INSURANCE	9	3.41%	1,530,160	181,234	8.44	394,342	34.72%	40,133	28.44%	10	2.74%	1,135,818	141,101	8.05
ROAD ACCIDENT VICTIMS PROTECTION	10	3.19%	1,429,619	4,719,617	0.30	72,367	5.33%	179,526	3.95%	9	3.27%	1,357,253	4,540,091	0.30
ASIA INSURANCE 1950	11	2.39%	1,070,888	641,127	1.67	271,830	34.02%	313,330	95.59%	15	1.93%	799,058	327,797	2.44
THAIVIVAT INSURANCE	12	2.33%	1,046,694	148,114	7.07	235,551	29.04%	26,871	22.16%	14	1.96%	811,142	121,243	6.69
ASSETS INSURANCE	13	2.29%	1,029,053	236,853	4.34	732,285	246.75%	190,214	407.84%	29	0.72%	296,768	46,639	6.36
MITTARE INSURANCE	14	2.26%	1,016,057	284,625	3.57	65,240	6.86%	-1,899	-0.66%	11	2.29%	950,817	286,524	3.32
DHIPAYA INSURANCE	15	1.96%	881,458	240,220	3.67	33,385	3.94%	10,798	4.71%	12	2.04%	848,073	229,422	3.70
DEVES INSURANCE	16	1.94%	868,733	412,803	2.10	33,161	3.97%	18,756	4.76%	13	2.01%	835,572	394,047	2.12
MSIG INSURANCE	17	1.50%	672,995	83,737	8.04	-24,571	-3.52%	-1,328	-1.56%	16	1.68%	697,566	85,065	8.20
AIOI BANGKOK INSURANCE	18	1.43%	641,908	87,616	7.33	22,338	3.61%	9,358	11.96%	17	1.49%	619,570	78,258	7.92
ALLIANZ GENERAL INSURANCE	19	1.34%	599,370	124,698	4.81	81,150	15.66%	-83,218	-40.02%	18	1.25%	518,220	207,916	2.49
NAVAKIJ INSURANCE	20	1.23%	551,461	93,052	5.93	50,552	10.09%	7,001	8.14%	19	1.21%	500,910	86,051	5.82
THAI INSURANCE	21	1.17%	526,290	148,382	3.55	93,111	21.49%	-25,944	-14.88%	23	1.04%	433,179	174,326	2.48
MITSUI SUMITOMO INSURANCE	22	1.01%	452,254	56,346	8.03	25,284	5.92%	7,031	14.26%	24	1.03%	426,970	49,315	8.66
AXA INSURANCE	23	0.97%	434,442	54,144	8.02	-32,072	-6.87%	2,083	4.00%	21	1.12%	466,513	52,061	8.96
KRUNGTHAI PANICH INSURANCE	24	0.92%	413,898	67,424	6.14	-10,042	-2.37%	1,856	2.83%	25	1.02%	423,940	65,568	6.47
NAM SENG INSURANCE	25	0.88%	396,577	93,657	4.23	-62,780	-13.67%	-170,290	-64.52%	22	1.11%	459,357	263,947	1.74
SRI AYUDHYA GENERAL INSURANCE	26	0.84%	375,917	57,776	6.51	43,808	13.19%	4,916	9.30%	28	0.80%	332,109	52,860	6.28
CHUBB SAMAGGI INSURANCE	27	0.83%	370,782	69,254	5.35	-15,093	-3.91%	-1,309	-1.86%	26	0.93%	385,876	70,563	5.47
THAISRI INSURANCE	28	0.82%	367,246	88,432	4.15	20,613	5.95%	20,220	29.64%	27	0.84%	346,633	68,212	5.08
FALCON INSURANCE	29	0.57%	256,144	27,765	9.23	81,187	46.40%	4,660	20.17%	35	0.42%	174,957	23,105	7.57
KSK INSURANCE	30	0.56%	252,990	127,100	1.99	66,155	35.41%	59,150	87.05%	33	0.45%	186,835	67,950	2.75
CHAO PHAYA INSURANCE	31	0.55%	248,745	46,903	5.30	-225,510	-47.55%	-39,077	-45.45%	20	1.14%	474,255	85,980	5.52
UNION PROSPERS INSURANCE	32	0.54%	242,813	108,265	2.24	2,169	0.90%	706	0.66%	31	0.58%	240,644	107,559	2.24
THAI SETAKIJ INSURANCE	33	0.40%	180,846	99,851	1.81	-37,954	-17.35%	-10,057	-9.15%	32	0.53%	218,799	109,908	1.99

## Insurance Industry Flash Report as at 30 April, 2018 *(Distribution Channel Report)*

Business Type : General Insurance

Code : BA 1.11

Period : January - April 2017 VS January - April 2018

Line of Business : Total Motor

Ranked By : Direct Premiums

Source : Non - Life Insurance Distribution Channel Report from Statistics Division of Examination Planning and Development Department, OIC

**Note to the users : Sources of the figures under this Flash Report derived from OIC Monthly Distribution Channel Report. It may not reconcile with the figures derived from Quarterly Financial Report.**

Market Ranking Status: ■ Improved ■ Unchanged ■ Declined

Unit: 1,000 Baht

Companies	2018					Change				2017				
	Rank	Share	Direct Premium	No. of Policy	Av. per Policy	Premium	%Change	No. of Policy	%Change	Rank	Share	Direct Premium	No. of Policy	Av. per Policy
INDARA INSURANCE	34	0.38%	172,759	94,817	1.82	-10,541	-5.75%	-12,425	-11.59%	34	0.44%	183,300	107,242	1.71
SOMPO INSURANCE	35	0.33%	146,571	30,584	4.79	-122,485	-45.52%	-10,654	-25.84%	30	0.65%	269,056	41,238	6.52
AIG INSURANCE	36	0.29%	130,110	22,957	5.67	15,913	13.93%	5,741	33.35%	37	0.28%	114,197	17,216	6.63
SIAM CITY INSURANCE	37	0.29%	129,297	149,921	0.86	34,426	36.29%	28,197	23.16%	39	0.23%	94,871	121,724	0.78
THAI PATTANA INSURANCE	38	0.25%	114,270	118,280	0.97	2,990	2.69%	5,262	4.66%	38	0.27%	111,281	113,018	0.98
GENERALI INSURANCE	39	0.24%	106,985	111,030	0.96	48,059	81.56%	50,569	83.64%	43	0.14%	58,926	60,461	0.97
BANGKOK UNION INSURANCE	40	0.18%	81,854	11,323	7.23	8,136	11.04%	-1,165	-9.33%	40	0.18%	73,719	12,488	5.90
NEW HAMPSHIRE INSURANCE	41	0.18%	81,203	10,853	7.48	12,531	18.25%	743	7.35%	41	0.17%	68,672	10,110	6.79
JP INSURANCE	42	0.14%	64,778	25,982	2.49	15,659	31.88%	6,927	36.35%	44	0.12%	49,119	19,055	2.58
FPG INSURANCE	43	0.12%	51,970	5,975	8.70	40,867	368.08%	4,725	378.00%	46	0.03%	11,103	1,250	8.88
THAI PAIBOON INSURANCE	44	0.11%	50,241	10,549	4.76	-13,139	-20.73%	-8,327	-44.11%	42	0.15%	63,380	18,876	3.36
CHARAN INSURANCE	45	0.07%	33,420	37,767	0.88	723	2.21%	-1,467	-3.74%	45	0.08%	32,697	39,234	0.83
TUNE INSURANCE	46	0.03%	11,256	1,711	6.58	447	4.13%	-32	-1.84%	47	0.03%	10,810	1,743	6.20
PHUTTHATHAM INSURANCE	47	0.02%	6,747	1,170	5.77	-2,347	-25.81%	-187	-13.78%	48	0.02%	9,093	1,357	6.70
QBE INSURANCE	48	0.00%	2,125	367	5.79	-1,415	-39.98%	-367	-50.00%	50	0.01%	3,540	734	4.82
NEW INDIA ASSURANCE	49	0.00%	1,048	211	4.96	-540	-34.00%	-35	-14.23%	51	0.00%	1,587	246	6.45
ERAWAN INSURANCE	50	0.00%	195	37	5.28	-7,465	-97.45%	-747	-95.28%	49	0.02%	7,660	784	9.77
ACE INA OVERSEAS INSURANCE	51	-	0	0	-	0	-	0	-	52	-	0	0	-
CHINA INSURANCE	51	-	0	0	-	0	-	0	-	52	-	0	0	-
SAJJA INSURANCE	51	-	0	0	-	-137,263	-100.00%	-201,491	-100.00%	36	0.33%	137,263	201,491	0.68
CIGNA INSURANCE	51	-	0	0	-	0	-	0	-	52	-	0	0	-
UNION INSURANCE	51	-	0	0	-	0	-	0	-	52	-	0	0	-
PACIFIC CROSS HEALTH INSURANCE	51	-	0	0	-	0	-	0	-	52	-	0	0	-
AETNA HEALTH INSURANCE	51	-	0	0	-	0	-	0	-	52	-	0	0	-
BANGKOK HEALTH INSURANCE	51	-	0	0	-	0	-	0	-	52	-	0	0	-
THAI HEALTH INSURANCE	51	-	0	0	-	0	-	0	-	52	-	0	0	-
AIA (NON-LIFE)	51	-	0	0	-	0	-	0	-	52	-	0	0	-
<b>Total Motor Premium</b>		<b>100.00%</b>	<b>44,875,349</b>	<b>14,262,423</b>	<b>3.15</b>	<b>3,392,541</b>	<b>8.18%</b>	<b>634,240</b>	<b>4.65%</b>		<b>100.00%</b>	<b>41,482,808</b>	<b>13,628,183</b>	<b>3.04</b>



## Insurance Industry Flash Report as at 30 April, 2018 *(Distribution Channel Report)*

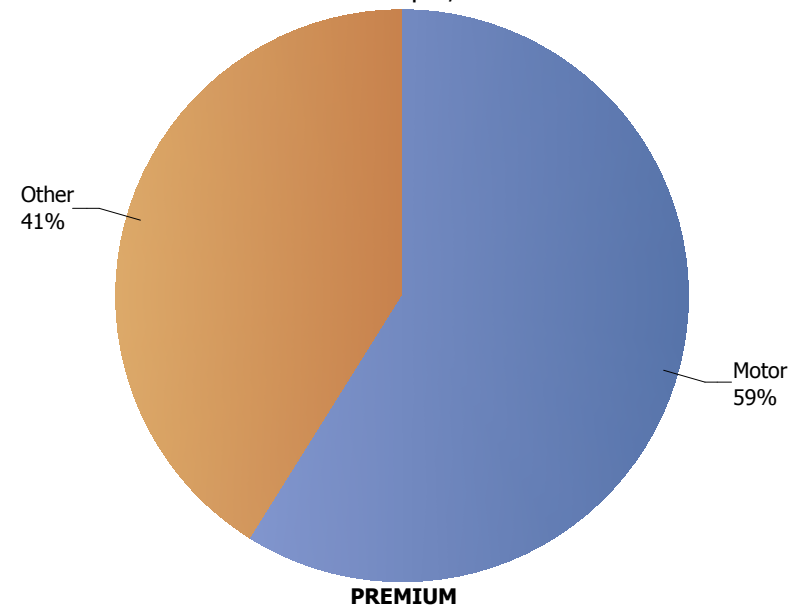
Business Type : General Insurance  
 Code : BA 1.11  
 Period : January - April 2017 VS January - April 2018  
 Line of Business : Total Motor  
 Ranked By : Direct Premiums

Source : Non - Life Insurance Distribution Channel Report from Statistics Division of Examination Planning and Development Department, OIC

**Note to the users : Sources of the figures under this Flash Report derived from OIC Monthly Distribution Channel Report. It may not reconcile with the figures derived from Quarterly Financial Report.**

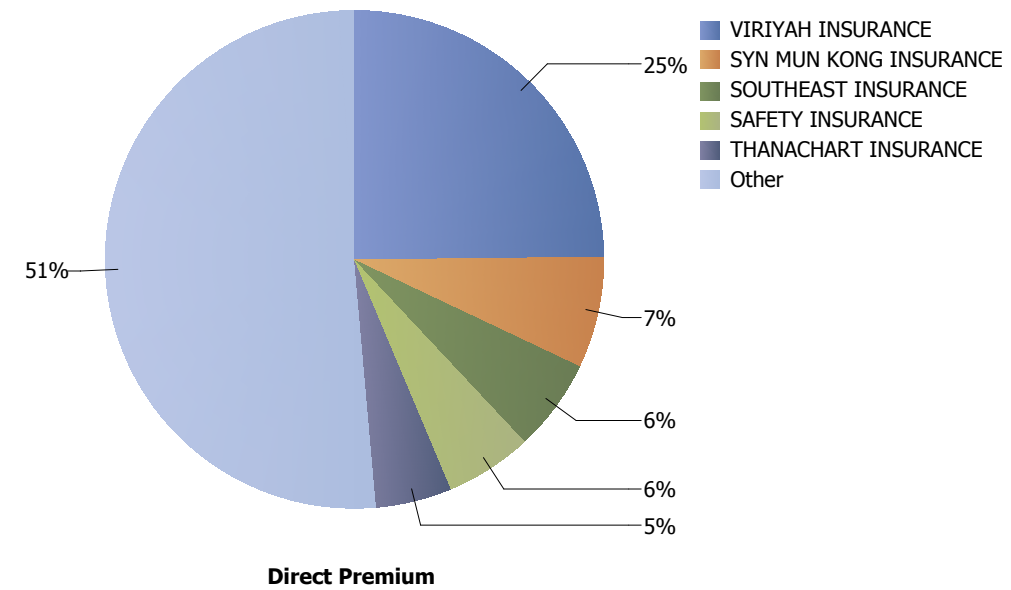
### Motor VS. Non-Motor Portfolio Mix

as of 30 April, 2018



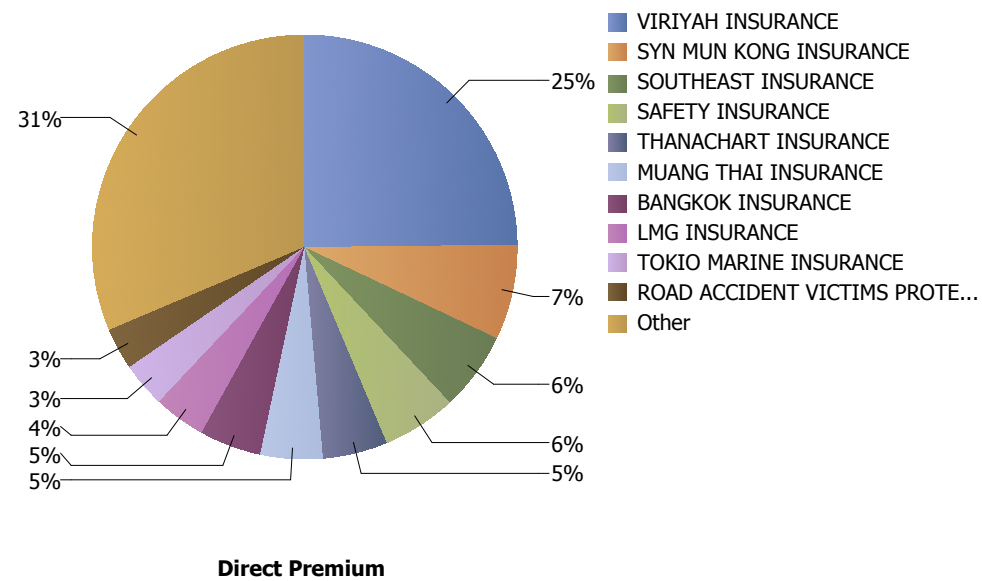
### Top 5 Motor Companies: 49%

as of 30 April, 2018



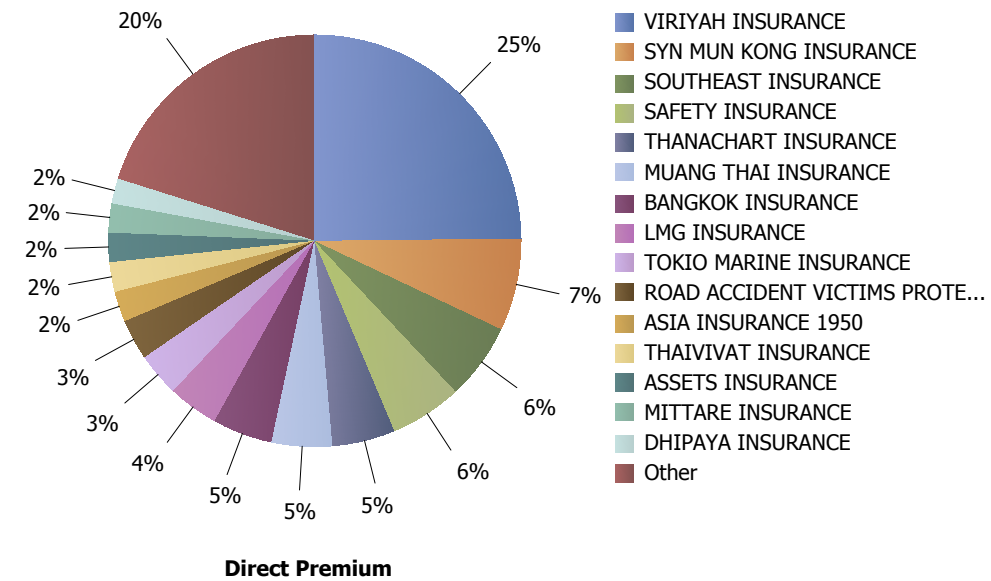
### Top 10 Motor Companies: 69%

as of 30 April, 2018



### Top 15 Motor Companies: 80%

as of 30 April, 2018



## Insurance Industry Flash Report as at 30 April, 2018 *(Distribution Channel Report)*

Business Type : General Insurance

Code : BA 1.11

Period : January - April 2017 VS January - April 2018

Line of Business : Motor

Sub Class: Compulsory

Ranked By : Direct Premiums

Source : Non - Life Insurance Distribution Channel Report from Statistics Division of Examination Planning and Development Department, OIC

**Note to the users : Sources of the figures under this Flash Report derived from OIC Monthly Distribution Channel Report. It may not reconcile with the figures derived from Quarterly Financial Report.**



Market Ranking Status: ■ Improved ■ Unchanged ■ Declined

Unit: 1,000 Baht

Companies	2018					Change				2017				
	Rank	Share	Direct Premium	No. of Policy	Av. per Policy	Premium	%Change	No. of Policy	%Change	Rank	Share	Direct Premium	No. of Policy	Av. per Policy
ROAD ACCIDENT VICTIMS PROTECTION	1	23.62%	1,429,619	4,719,617	0.30	72,367	5.33%	179,526	3.95%	1	23.53%	1,357,253	4,540,091	0.30
VIRIYAH INSURANCE	2	17.40%	1,052,870	1,361,750	0.77	-6,144	-0.58%	4,444	0.33%	2	18.36%	1,059,014	1,357,306	0.78
SOUTHEAST INSURANCE	3	11.62%	703,404	912,492	0.77	5,690	0.82%	41,895	4.81%	3	12.10%	697,714	870,597	0.80
ASIA INSURANCE 1950	4	6.81%	412,360	527,063	0.78	252,712	158.29%	312,803	145.99%	6	2.77%	159,647	214,260	0.75
SYN MUN KONG INSURANCE	5	6.20%	375,254	446,141	0.84	55,052	17.19%	53,796	13.71%	4	5.55%	320,202	392,345	0.82
DEVES INSURANCE	6	3.00%	181,565	327,544	0.55	7,787	4.48%	16,346	5.25%	5	3.01%	173,778	311,198	0.56
SAFETY INSURANCE	7	2.34%	141,642	197,148	0.72	2,795	2.01%	2,988	1.54%	7	2.41%	138,847	194,160	0.72
DHIPAYA INSURANCE	8	2.09%	126,647	169,134	0.75	7,305	6.12%	10,575	6.67%	10	2.07%	119,342	158,559	0.75
MITTARE INSURANCE	9	2.07%	125,012	166,863	0.75	-11,791	-8.62%	-9,790	-5.54%	8	2.37%	136,803	176,653	0.77
ASSETS INSURANCE	10	1.77%	107,369	156,341	0.69	94,399	727.83%	134,233	607.17%	38	0.22%	12,970	22,108	0.59
MUANG THAI INSURANCE	11	1.64%	99,381	137,246	0.72	1,837	1.88%	474	0.35%	13	1.69%	97,544	136,772	0.71
BANGKOK INSURANCE	12	1.51%	91,287	115,582	0.79	3,398	3.87%	3,482	3.11%	17	1.52%	87,889	112,100	0.78
KSK INSURANCE	13	1.48%	89,836	110,111	0.82	43,194	92.61%	56,262	104.48%	24	0.81%	46,641	53,849	0.87
THANACHART INSURANCE	14	1.41%	85,175	122,713	0.69	-6,617	-7.21%	-8,079	-6.18%	15	1.59%	91,792	130,792	0.70
THAI PATTANA INSURANCE	15	1.40%	84,649	111,677	0.76	3,097	3.80%	5,110	4.80%	18	1.41%	81,552	106,567	0.77
GENERALI INSURANCE	16	1.38%	83,528	109,669	0.76	35,286	73.14%	50,038	83.91%	22	0.84%	48,242	59,631	0.81
LMG INSURANCE	17	1.37%	82,792	91,199	0.91	-8,564	-9.37%	-13,048	-12.52%	16	1.58%	91,356	104,247	0.88
THAI INSURANCE	18	1.20%	72,756	98,532	0.74	-29,804	-29.06%	-35,911	-26.71%	12	1.78%	102,560	134,443	0.76
UNION PROSPERS INSURANCE	19	1.17%	70,768	88,397	0.80	403	0.57%	568	0.65%	20	1.22%	70,365	87,829	0.80
THAI SETAKIJ INSURANCE	20	1.15%	69,734	87,641	0.80	-7,037	-9.17%	-6,376	-6.78%	19	1.33%	76,771	94,017	0.82
TOKIO MARINE INSURANCE	21	0.95%	57,569	83,191	0.69	10,914	23.39%	16,651	25.02%	23	0.81%	46,655	66,540	0.70
INDARA INSURANCE	22	0.89%	53,757	73,644	0.73	-8,136	-13.15%	-10,086	-12.05%	21	1.07%	61,893	83,730	0.74
THAISRI INSURANCE	23	0.80%	48,448	58,704	0.83	16,957	53.84%	23,788	68.13%	25	0.55%	31,492	34,916	0.90
NAM SENG INSURANCE	24	0.68%	41,016	67,252	0.61	-52,449	-56.12%	-170,746	-71.74%	14	1.62%	93,466	237,998	0.39
SIAM CITY INSURANCE	25	0.61%	37,016	139,942	0.26	7,320	24.65%	27,049	23.96%	26	0.51%	29,696	112,893	0.26
ALLIANZ GENERAL INSURANCE	26	0.57%	34,743	53,031	0.66	-74,831	-68.29%	-99,952	-65.34%	11	1.90%	109,574	152,983	0.72
THAIVIVAT INSURANCE	27	0.51%	30,673	43,359	0.71	2,999	10.84%	3,962	10.06%	28	0.48%	27,675	39,397	0.70
MSIG INSURANCE	28	0.47%	28,643	35,915	0.80	-554	-1.90%	-512	-1.41%	27	0.51%	29,196	36,427	0.80
AIOI BANGKOK INSURANCE	29	0.46%	28,002	41,305	0.68	2,948	11.76%	4,648	12.68%	30	0.43%	25,055	36,657	0.68
CHARAN INSURANCE	30	0.41%	24,677	35,555	0.69	5,847	31.05%	8,389	30.88%	33	0.33%	18,830	27,166	0.69
MITSUI SUMITOMO INSURANCE	31	0.38%	22,760	31,237	0.73	4,144	22.26%	4,763	17.99%	34	0.32%	18,616	26,474	0.70
NAVAKIJ INSURANCE	32	0.37%	22,246	32,973	0.67	-1,256	-5.34%	-1,169	-3.42%	31	0.41%	23,502	34,142	0.69

## Insurance Industry Flash Report as at 30 April, 2018 *(Distribution Channel Report)*

Business Type : General Insurance

Code : BA 1.11

Period : January - April 2017 VS January - April 2018

Line of Business : Motor

Sub Class: Compulsory

Ranked By : Direct Premiums

Source : Non - Life Insurance Distribution Channel Report from Statistics Division of Examination Planning and Development Department, OIC

Note to the users : Sources of the figures under this Flash Report derived from OIC Monthly Distribution Channel Report. It may not reconcile with the figures derived from Quarterly Financial Report.

Market Ranking Status: ■ Improved ■ Unchanged ■ Declined

Unit: 1,000 Baht

Companies	2018					Change				2017				
	Rank	Share	Direct Premium	No. of Policy	Av. per Policy	Premium	%Change	No. of Policy	%Change	Rank	Share	Direct Premium	No. of Policy	Av. per Policy
JP INSURANCE	33	0.33%	20,194	19,968	1.01	4,237	26.55%	4,852	32.10%	36	0.28%	15,957	15,116	1.06
CHUBB SAMAGGI INSURANCE	34	0.33%	19,718	28,749	0.69	-616	-3.03%	-812	-2.75%	32	0.35%	20,334	29,561	0.69
KRUNGTHAI PANICH INSURANCE	35	0.29%	17,551	23,199	0.76	-358	-2.00%	-292	-1.24%	35	0.31%	17,909	23,491	0.76
CHAO PHAYA INSURANCE	36	0.22%	13,204	16,389	0.81	-12,760	-49.15%	-15,450	-48.53%	29	0.45%	25,963	31,839	0.82
AXA INSURANCE	37	0.21%	12,445	18,877	0.66	-1,771	-12.46%	-2,221	-10.53%	37	0.25%	14,217	21,098	0.67
SRI AYUDHYA GENERAL INSURANCE	38	0.20%	12,204	15,341	0.80	1,877	18.18%	802	5.52%	41	0.18%	10,327	14,539	0.71
AIG INSURANCE	39	0.15%	8,968	12,203	0.73	3,497	63.93%	4,585	60.19%	43	0.09%	5,471	7,618	0.72
SOMPO INSURANCE	40	0.12%	7,438	20,877	0.36	-3,118	-29.54%	-4,394	-17.39%	40	0.18%	10,556	25,271	0.42
BANGKOK UNION INSURANCE	41	0.12%	7,392	8,287	0.89	-655	-8.14%	-1,611	-16.28%	42	0.14%	8,047	9,898	0.81
FALCON INSURANCE	42	0.11%	6,360	10,241	0.62	1,195	23.13%	2,302	29.00%	44	0.09%	5,166	7,939	0.65
THAI PAIBOON INSURANCE	43	0.07%	4,236	5,489	0.77	-6,686	-61.22%	-5,378	-49.49%	39	0.19%	10,922	10,867	1.01
NEW HAMPSHIRE INSURANCE	44	0.07%	4,009	4,445	0.90	184	4.80%	-204	-4.39%	45	0.07%	3,826	4,649	0.82
FPG INSURANCE	45	0.02%	1,496	2,307	0.65	1,113	291.05%	1,800	355.03%	48	0.01%	383	507	0.75
TUNE INSURANCE	46	0.01%	674	863	0.78	-160	-19.15%	-153	-15.06%	46	0.01%	834	1,016	0.82
PHUTTHATHAM INSURANCE	47	0.01%	414	440	0.94	-62	-13.04%	-55	-11.11%	47	0.01%	476	495	0.96
QBE INSURANCE	48	0.00%	114	165	0.69	-122	-51.59%	-174	-51.33%	49	0.00%	236	339	0.70
NEW INDIA ASSURANCE	49	0.00%	103	106	0.97	11	12.32%	8	8.16%	51	0.00%	92	98	0.93
ERAWAN INSURANCE	50	0.00%	14	22	0.64	-106	-88.30%	-94	-81.03%	50	0.00%	121	116	1.04
ACE INA OVERSEAS INSURANCE	51	-	0	0	-	0	-	0	-	52	-	0	0	-
CHINA INSURANCE	51	-	0	0	-	0	-	0	-	52	-	0	0	-
SAJJA INSURANCE	51	-	0	0	-	-130,838	-100.00%	-200,403	-100.00%	9	2.27%	130,838	200,403	0.65
CIGNA INSURANCE	51	-	0	0	-	0	-	0	-	52	-	0	0	-
UNION INSURANCE	51	-	0	0	-	0	-	0	-	52	-	0	0	-
PACIFIC CROSS HEALTH INSURANCE	51	-	0	0	-	0	-	0	-	52	-	0	0	-
AETNA HEALTH INSURANCE	51	-	0	0	-	0	-	0	-	52	-	0	0	-
BANGKOK HEALTH INSURANCE	51	-	0	0	-	0	-	0	-	52	-	0	0	-
THAI HEALTH INSURANCE	51	-	0	0	-	0	-	0	-	52	-	0	0	-
AIA (NON-LIFE)	51	-	0	0	-	0	-	0	-	52	-	0	0	-
<b>Total Compulsory Motor Premium</b>		<b>100.00%</b>	<b>6,051,736</b>	<b>10,940,936</b>	<b>0.55</b>	<b>284,133</b>	<b>4.93%</b>	<b>389,229</b>	<b>3.69%</b>		<b>100.00%</b>	<b>5,767,603</b>	<b>10,551,707</b>	<b>0.55</b>



## Insurance Industry Flash Report as at 30 April, 2018 *(Distribution Channel Report)*

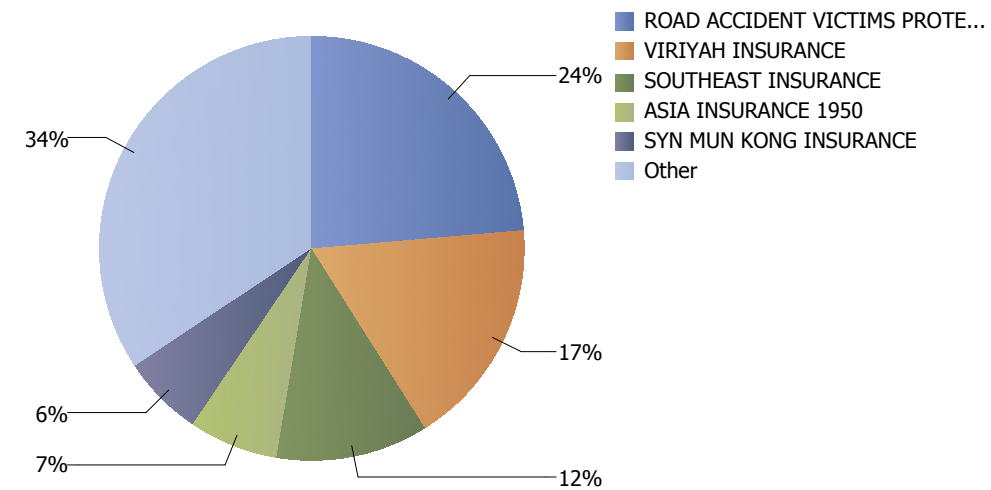
Business Type : General Insurance  
 Code : BA 1.11  
 Period : January - April 2017 VS January - April 2018  
 Line of Business : Motor  
 Sub Class: Compulsory  
 Ranked By : Direct Premiums

Source : Non - Life Insurance Distribution Channel Report from Statistics Division of Examination Planning and Development Department, OIC

**Note to the users : Sources of the figures under this Flash Report derived from OIC Monthly Distribution Channel Report. It may not reconcile with the figures derived from Quarterly Financial Report.**

### Top 5 Motor Compulsory: 66%

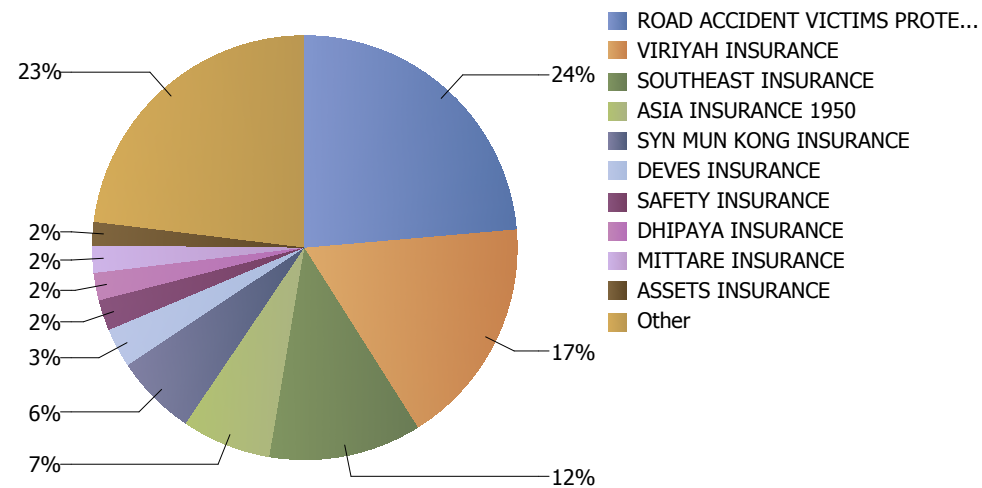
as of 30 April, 2018



Direct Premium

### Top 10 Motor Compulsory: 77%

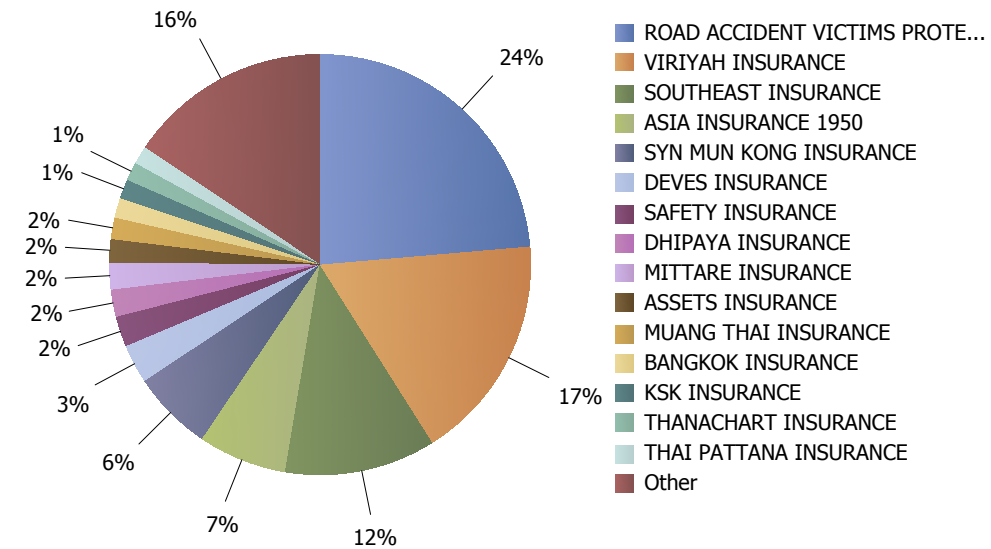
as of 30 April, 2018



Direct Premium

### Top 15 Motor Compulsory: 84%

as of 30 April, 2018



Direct Premium

## Insurance Industry Flash Report as at 30 April, 2018 *(Distribution Channel Report)*

Business Type : General Insurance

Code : BA 1.11

Period : January - April 2017 VS January - April 2018

Line of Business : Motor

Sub Class: Voluntary

Ranked By : Direct Premiums

Source : Non - Life Insurance Distribution Channel Report from Statistics Division of Examination Planning and Development Department, OIC

**Note to the users : Sources of the figures under this Flash Report derived from OIC Monthly Distribution Channel Report. It may not reconcile with the figures derived from Quarterly Financial Report.**



Market Ranking Status: ■ Improved ■ Unchanged ■ Declined

Unit: 1,000 Baht

Companies	2018					Change				2017				
	Rank	Share	Direct Premium	No. of Policy	Av. per Policy	Premium	%Change	No. of Policy	%Change	Rank	Share	Direct Premium	No. of Policy	Av. per Policy
VIRIYAH INSURANCE	1	25.98%	10,086,596	656,338	15.37	505,129	5.27%	35,002	5.63%	1	26.83%	9,581,467	621,336	15.42
SYN MUN KONG INSURANCE	2	7.37%	2,861,012	305,714	9.36	718,205	33.52%	58,478	23.65%	3	6.00%	2,142,807	247,236	8.67
SAFETY INSURANCE	3	6.15%	2,388,821	186,499	12.81	32,960	1.40%	1,948	1.06%	2	6.60%	2,355,861	184,551	12.77
THANACHART INSURANCE	4	5.49%	2,131,367	184,907	11.53	4,715	0.22%	746	0.41%	4	5.95%	2,126,652	184,161	11.55
MUANG THAI INSURANCE	5	5.24%	2,033,071	167,208	12.16	-3,789	-0.19%	5,989	3.71%	5	5.70%	2,036,860	161,219	12.63
BANGKOK INSURANCE	6	5.21%	2,023,112	138,893	14.57	64,667	3.30%	8,541	6.55%	6	5.48%	1,958,445	130,352	15.02
SOUTHEAST INSURANCE	7	5.10%	1,981,230	173,682	11.41	164,801	9.07%	6,977	4.19%	7	5.09%	1,816,430	166,705	10.90
LMG INSURANCE	8	4.37%	1,696,166	132,382	12.81	57,343	3.50%	1,853	1.42%	8	4.59%	1,638,823	130,529	12.56
TOKIO MARINE INSURANCE	9	3.79%	1,472,591	98,043	15.02	383,428	35.20%	23,482	31.49%	9	3.05%	1,089,163	74,561	14.61
THAIVIVAT INSURANCE	10	2.62%	1,016,020	104,755	9.70	232,553	29.68%	22,909	27.99%	11	2.19%	783,467	81,846	9.57
ASSETS INSURANCE	11	2.37%	921,684	80,512	11.45	637,885	224.77%	55,981	228.21%	28	0.79%	283,798	24,531	11.57
MITTARE INSURANCE	12	2.30%	891,045	117,762	7.57	77,031	9.46%	7,891	7.18%	10	2.28%	814,014	109,871	7.41
DHIPAYA INSURANCE	13	1.94%	754,811	71,086	10.62	26,079	3.58%	223	0.31%	12	2.04%	728,731	70,863	10.28
DEVES INSURANCE	14	1.77%	687,168	85,259	8.06	25,374	3.83%	2,410	2.91%	14	1.85%	661,793	82,849	7.99
ASIA INSURANCE 1950	15	1.70%	658,528	114,064	5.77	19,117	2.99%	527	0.46%	15	1.79%	639,411	113,537	5.63
MSIG INSURANCE	16	1.66%	644,352	47,822	13.47	-24,017	-3.59%	-816	-1.68%	13	1.87%	668,370	48,638	13.74
AIOI BANGKOK INSURANCE	17	1.58%	613,905	46,311	13.26	19,390	3.26%	4,710	11.32%	16	1.66%	594,515	41,601	14.29
ALLIANZ GENERAL INSURANCE	18	1.45%	564,628	71,667	7.88	155,981	38.17%	16,734	30.46%	20	1.14%	408,646	54,933	7.44
NAVAKIJ INSURANCE	19	1.36%	529,215	60,079	8.81	51,808	10.85%	8,170	15.74%	17	1.34%	477,408	51,909	9.20
THAI INSURANCE	20	1.17%	453,534	49,850	9.10	122,915	37.18%	9,967	24.99%	25	0.93%	330,619	39,883	8.29
MITSUMI SUMITOMO INSURANCE	21	1.11%	429,494	25,109	17.11	21,140	5.18%	2,268	9.93%	21	1.14%	408,354	22,841	17.88
AXA INSURANCE	22	1.09%	421,996	35,267	11.97	-30,300	-6.70%	4,304	13.90%	18	1.27%	452,297	30,963	14.61
KRUNGTHAI PANICH INSURANCE	23	1.02%	396,346	44,225	8.96	-9,685	-2.39%	2,148	5.10%	22	1.14%	406,031	42,077	9.65
SRI AYUDHYA GENERAL INSURANCE	24	0.94%	363,713	42,435	8.57	41,931	13.03%	4,114	10.74%	26	0.90%	321,782	38,321	8.40
NAM SENG INSURANCE	25	0.92%	355,560	26,405	13.47	-10,331	-2.82%	456	1.76%	23	1.02%	365,891	25,949	14.10
CHUBB SAMAGGI INSURANCE	26	0.90%	351,065	40,505	8.67	-14,477	-3.96%	-497	-1.21%	24	1.02%	365,542	41,002	8.92
THAISRI INSURANCE	27	0.82%	318,797	29,728	10.72	3,656	1.16%	-3,568	-10.72%	27	0.88%	315,141	33,296	9.46
FALCON INSURANCE	28	0.64%	249,784	17,524	14.25	79,992	47.11%	2,358	15.55%	31	0.48%	169,792	15,166	11.20
CHAO PHAYA INSURANCE	29	0.61%	235,542	30,514	7.72	-212,750	-47.46%	-23,627	-43.64%	19	1.26%	448,292	54,141	8.28
UNION PROSPERS INSURANCE	30	0.44%	172,045	19,868	8.66	1,766	1.04%	138	0.70%	30	0.48%	170,279	19,730	8.63
KSK INSURANCE	31	0.42%	163,154	16,989	9.60	22,960	16.38%	2,888	20.48%	33	0.39%	140,194	14,101	9.94
SOMPO INSURANCE	32	0.36%	139,133	9,707	14.33	-119,367	-46.18%	-6,260	-39.21%	29	0.72%	258,500	15,967	16.19

## Insurance Industry Flash Report as at 30 April, 2018 *(Distribution Channel Report)*

Business Type : General Insurance

Code : BA 1.11

Period : January - April 2017 VS January - April 2018

Line of Business : Motor

Sub Class: Voluntary

Ranked By : Direct Premiums

Source : Non - Life Insurance Distribution Channel Report from Statistics Division of Examination Planning and Development Department, OIC

**Note to the users : Sources of the figures under this Flash Report derived from OIC Monthly Distribution Channel Report. It may not reconcile with the figures derived from Quarterly Financial Report.**



Market Ranking Status: ■ Improved ■ Unchanged ■ Declined

Unit: 1,000 Baht

Companies	2018					Change				2017				
	Rank	Share	Direct Premium	No. of Policy	Av. per Policy	Premium	%Change	No. of Policy	%Change	Rank	Share	Direct Premium	No. of Policy	Av. per Policy
AIG INSURANCE	33	0.31%	121,142	10,754	11.26	12,416	11.42%	1,156	12.04%	35	0.30%	108,726	9,598	11.33
INDARA INSURANCE	34	0.31%	119,002	21,173	5.62	-2,405	-1.98%	-2,339	-9.95%	34	0.34%	121,407	23,512	5.16
THAI SETAKIJ INSURANCE	35	0.29%	111,111	12,210	9.10	-30,917	-21.77%	-3,681	-23.16%	32	0.40%	142,028	15,891	8.94
SIAM CITY INSURANCE	36	0.24%	92,280	9,979	9.25	27,106	41.59%	1,148	13.00%	37	0.18%	65,175	8,831	7.38
NEW HAMPSHIRE INSURANCE	37	0.20%	77,194	6,408	12.05	12,348	19.04%	947	17.34%	38	0.18%	64,846	5,461	11.87
BANGKOK UNION INSURANCE	38	0.19%	74,462	3,036	24.53	8,790	13.38%	446	17.22%	36	0.18%	65,672	2,590	25.36
FPG INSURANCE	39	0.13%	50,474	3,668	13.76	39,754	370.83%	2,925	393.67%	43	0.03%	10,720	743	14.43
THAI PAIBOON INSURANCE	40	0.12%	46,005	5,060	9.09	-6,453	-12.30%	-2,949	-36.82%	39	0.15%	52,458	8,009	6.55
JP INSURANCE	41	0.11%	44,584	6,014	7.41	11,422	34.44%	2,075	52.68%	40	0.09%	33,162	3,939	8.42
THAI PATTANA INSURANCE	42	0.08%	29,621	6,603	4.49	-107	-0.36%	152	2.36%	41	0.08%	29,729	6,451	4.61
GENERALI INSURANCE	43	0.06%	23,457	1,361	17.23	12,772	119.55%	531	63.98%	44	0.03%	10,684	830	12.87
TUNE INSURANCE	44	0.03%	10,582	848	12.48	606	6.08%	121	16.64%	45	0.03%	9,975	727	13.72
CHARAN INSURANCE	45	0.02%	8,743	2,212	3.95	-5,124	-36.95%	-9,856	-81.67%	42	0.04%	13,867	12,068	1.15
PHUTTHATHAM INSURANCE	46	0.02%	6,333	730	8.68	-2,285	-26.51%	-132	-15.31%	46	0.02%	8,617	862	10.00
QBE INSURANCE	47	0.01%	2,010	202	9.95	-1,293	-39.15%	-193	-48.86%	49	0.01%	3,304	395	8.36
NEW INDIA ASSURANCE	48	0.00%	945	105	9.00	-551	-36.84%	-43	-29.05%	50	0.00%	1,496	148	10.11
ERAWAN INSURANCE	49	0.00%	181	15	12.08	-7,359	-97.60%	-653	-97.75%	47	0.02%	7,540	668	11.29
ACE INA OVERSEAS INSURANCE	50	-	0	0	-	0	-	0	-	51	-	0	0	-
CHINA INSURANCE	50	-	0	0	-	0	-	0	-	51	-	0	0	-
SAJJA INSURANCE	50	-	0	0	-	-6,424	-100.00%	-1,088	-100.00%	48	0.02%	6,424	1,088	5.90
ROAD ACCIDENT VICTIMS PROTECTION	50	-	0	0	-	0	-	0	-	51	-	0	0	-
CIGNA INSURANCE	50	-	0	0	-	0	-	0	-	51	-	0	0	-
UNION INSURANCE	50	-	0	0	-	0	-	0	-	51	-	0	0	-
PACIFIC CROSS HEALTH INSURANCE	50	-	0	0	-	0	-	0	-	51	-	0	0	-
AETNA HEALTH INSURANCE	50	-	0	0	-	0	-	0	-	51	-	0	0	-
BANGKOK HEALTH INSURANCE	50	-	0	0	-	0	-	0	-	51	-	0	0	-
THAI HEALTH INSURANCE	50	-	0	0	-	0	-	0	-	51	-	0	0	-
AIA (NON-LIFE)	50	-	0	0	-	0	-	0	-	51	-	0	0	-
<b>Total Voluntary Motor Premium</b>		<b>100.00%</b>	<b>38,823,613</b>	<b>3,321,487</b>	<b>11.69</b>	<b>3,108,408</b>	<b>8.70%</b>	<b>245,011</b>	<b>7.96%</b>		<b>100.00%</b>	<b>35,715,205</b>	<b>3,076,476</b>	<b>11.61</b>

## Insurance Industry Flash Report as at 30 April, 2018 *(Distribution Channel Report)*

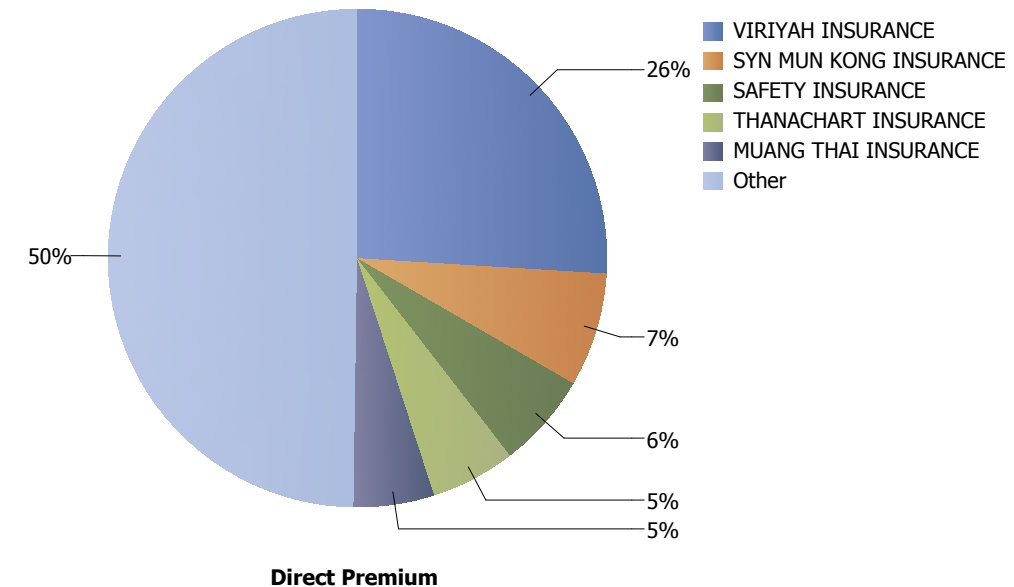
Business Type : General Insurance  
 Code : BA 1.11  
 Period : January - April 2017 VS January - April 2018  
 Line of Business : Motor  
 Sub Class: Voluntary  
 Ranked By : Direct Premiums

Source : Non - Life Insurance Distribution Channel Report from Statistics Division of Examination Planning and Development Department, OIC

**Note to the users : Sources of the figures under this Flash Report derived from OIC Monthly Distribution Channel Report. It may not reconcile with the figures derived from Quarterly Financial Report.**

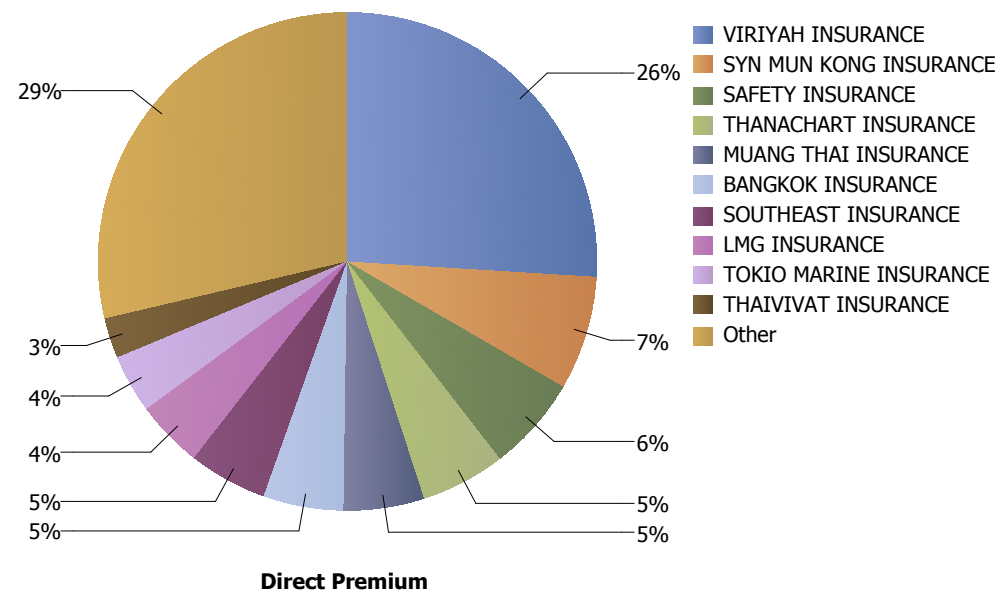
### Top 5 Motor Voluntary: 50%

as of 30 April, 2018



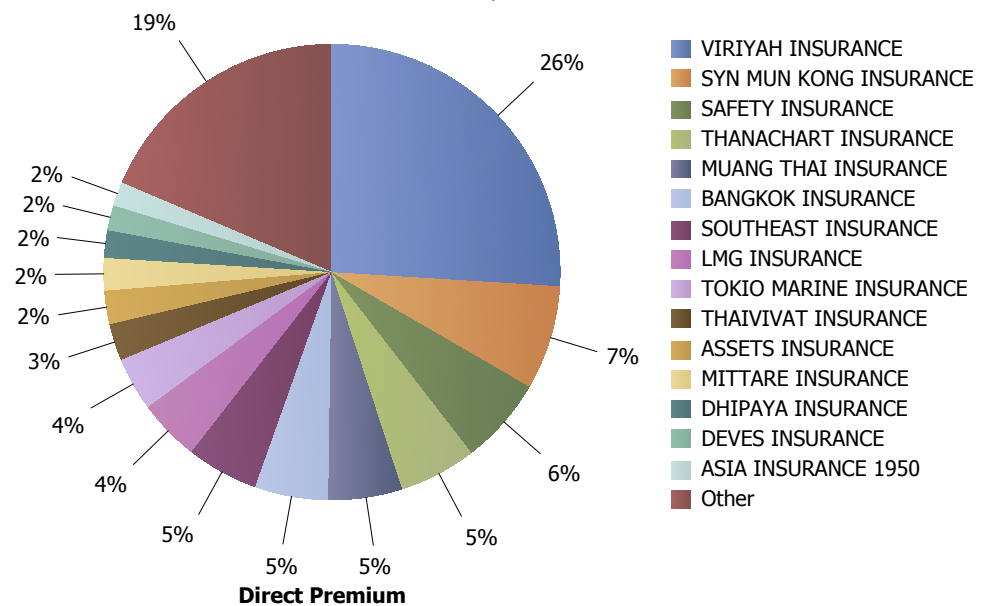
### Top 10 Motor Voluntary: 71%

as of 30 April, 2018



### Top 15 Motor Voluntary: 81%

as of 30 April, 2018



## Insurance Industry Flash Report as at 30 April, 2018 *(Distribution Channel Report)*

Business Type : General Insurance

Code : BA 1.11

Period : January - April 2017 VS January - April 2018

Line of Business : Total Non - Motor

Ranked By : Direct Premiums

Source : Non - Life Insurance Distribution Channel Report from Statistics Division of Examination Planning and Development Department, OIC

**Note to the users : Sources of the figures under this Flash Report derived from OIC Monthly Distribution Channel Report. It may not reconcile with the figures derived from Quarterly Financial Report.**

Market Ranking Status: ■ Improved ■ Unchanged ■ Declined

Unit: 1,000 Baht

Companies	2018					Change				2017				
	Rank	Share	Direct Premium	No. of Policy	Av. per Policy	Premium	%Change	No. of Policy	%Change	Rank	Share	Direct Premium	No. of Policy	Av. per Policy
DHIPAYA INSURANCE	1	14.82%	4,642,080	544,192	8.53	-184,091	-3.81%	34,408	6.75%	1	15.57%	4,826,171	509,784	9.47
BANGKOK INSURANCE	2	10.68%	3,346,713	364,591	9.18	78,347	2.40%	29,164	8.69%	2	10.55%	3,268,366	335,427	9.74
CHUBB SAMAGGI INSURANCE	3	8.95%	2,802,961	1,051,493	2.67	62,731	2.29%	-74,486	-6.62%	3	8.84%	2,740,231	1,125,979	2.43
MUANG THAI INSURANCE	4	6.19%	1,940,050	271,036	7.16	-3,779	-0.19%	11,652	4.49%	5	6.27%	1,943,829	259,384	7.49
TOKIO MARINE INSURANCE	5	5.87%	1,838,030	56,771	32.38	-39,854	-2.12%	928	1.66%	6	6.06%	1,877,884	55,843	33.63
MITSUI SUMITOMO INSURANCE	6	5.52%	1,727,743	43,188	40.01	-320,588	-15.65%	4,237	10.88%	4	6.61%	2,048,331	38,951	52.59
AETNA HEALTH INSURANCE	7	4.50%	1,409,166	22,464	62.73	40,392	2.95%	-6,156	-21.51%	7	4.42%	1,368,774	28,620	47.83
CIGNA INSURANCE	8	3.56%	1,115,054	437,219	2.55	210,407	23.26%	132,143	43.31%	9	2.92%	904,647	305,076	2.97
VIRIYAH INSURANCE	9	3.42%	1,069,987	564,453	1.90	142,301	15.34%	22,762	4.20%	8	2.99%	927,686	541,691	1.71
SOMPO INSURANCE	10	2.76%	865,402	64,080	13.51	52,477	6.46%	25,972	68.15%	10	2.62%	812,925	38,108	21.33
SOUTHEAST INSURANCE	11	2.56%	802,459	118,900	6.75	193,289	31.73%	30,840	35.02%	13	1.97%	609,170	88,060	6.92
NEW HAMPSHIRE INSURANCE	12	2.52%	790,723	578,391	1.37	-2,426	-0.31%	295	0.05%	11	2.56%	793,150	578,096	1.37
MSIG INSURANCE	13	2.10%	659,174	146,137	4.51	74,900	12.82%	34,733	31.18%	15	1.89%	584,274	111,404	5.24
SRI AYUDHYA GENERAL INSURANCE	14	1.97%	617,846	100,131	6.17	10,769	1.77%	15,943	18.94%	14	1.96%	607,077	84,188	7.21
KRUNGTHAI PANICH INSURANCE	15	1.96%	613,150	501,491	1.22	63,894	11.63%	190,967	61.50%	16	1.77%	549,256	310,524	1.77
AXA INSURANCE	16	1.80%	563,806	76,160	7.40	-78,726	-12.25%	11,867	18.46%	12	2.07%	642,532	64,293	9.99
SAFETY INSURANCE	17	1.42%	443,416	45,839	9.67	-66,026	-12.96%	-1,567	-3.31%	18	1.64%	509,443	47,406	10.75
THANACHART INSURANCE	18	1.41%	440,182	104,330	4.22	83,489	23.41%	-59,731	-36.41%	22	1.15%	356,693	164,061	2.17
SYN MUN KONG INSURANCE	19	1.38%	431,810	75,246	5.74	133,291	44.65%	-2,081	-2.69%	25	0.96%	298,519	77,327	3.86
ALLIANZ GENERAL INSURANCE	20	1.35%	422,070	51,753	8.16	23,977	6.02%	483	0.94%	21	1.28%	398,093	51,270	7.76
NAVAKIJ INSURANCE	21	1.24%	388,022	76,516	5.07	35,179	9.97%	15,150	24.69%	23	1.14%	352,842	61,366	5.75
DEVES INSURANCE	22	1.23%	385,313	38,153	10.10	-149,070	-27.90%	-473	-1.22%	17	1.72%	534,382	38,626	13.83
FALCON INSURANCE	23	1.11%	347,489	15,960	21.77	-78,014	-18.33%	-10,989	-40.78%	19	1.37%	425,504	26,949	15.79
LMG INSURANCE	24	1.06%	331,721	45,475	7.29	-9,259	-2.72%	-344,340	-88.33%	24	1.10%	340,981	389,815	0.87
THAISRI INSURANCE	25	1.05%	328,923	16,632	19.78	-84,112	-20.36%	1,852	12.53%	20	1.33%	413,036	14,780	27.95
THAI INSURANCE	26	0.89%	278,736	69,982	3.98	32,399	13.15%	-1,199	-1.68%	28	0.79%	246,337	71,181	3.46
THAIVIVAT INSURANCE	27	0.88%	275,270	172,625	1.59	-4,363	-1.56%	-41,137	-19.24%	26	0.90%	279,633	213,762	1.31
BANGKOK UNION INSURANCE	28	0.77%	240,041	6,165	38.94	14,769	6.56%	280	4.76%	29	0.73%	225,272	5,885	38.28
GENERALI INSURANCE	29	0.75%	235,096	36,856	6.38	70,737	43.04%	-11,443	-23.69%	31	0.53%	164,359	48,299	3.40
NAM SENG INSURANCE	30	0.73%	228,689	40,824	5.60	68,157	42.46%	12,437	43.81%	32	0.52%	160,531	28,387	5.66
AIOI BANGKOK INSURANCE	31	0.69%	215,352	6,365	33.83	3,436	1.62%	1,017	19.02%	30	0.68%	211,916	5,348	39.63
FPG INSURANCE	32	0.61%	190,314	7,146	26.63	50,347	35.97%	2,686	60.22%	34	0.45%	139,968	4,460	31.38
SIAM CITY INSURANCE	33	0.50%	157,224	18,514	8.49	11,180	7.66%	-11,904	-39.13%	33	0.47%	146,043	30,418	4.80



## Insurance Industry Flash Report as at 30 April, 2018 *(Distribution Channel Report)*

Business Type : General Insurance

Code : BA 1.11

Period : January - April 2017 VS January - April 2018

Line of Business : Total Non - Motor

Ranked By : Direct Premiums

Source : Non - Life Insurance Distribution Channel Report from Statistics Division of Examination Planning and Development Department, OIC

**Note to the users : Sources of the figures under this Flash Report derived from OIC Monthly Distribution Channel Report. It may not reconcile with the figures derived from Quarterly Financial Report.**

Market Ranking Status: ■ Improved ■ Unchanged ■ Declined

Unit: 1,000 Baht

Companies	2018					Change				2017				
	Rank	Share	Direct Premium	No. of Policy	Av. per Policy	Premium	%Change	No. of Policy	%Change	Rank	Share	Direct Premium	No. of Policy	Av. per Policy
QBE INSURANCE	34	0.48%	150,958	1,063	142.01	-121,820	-44.66%	-1,898	-64.10%	27	0.88%	272,777	2,961	92.12
TUNE INSURANCE	35	0.35%	109,850	469,098	0.23	18,809	20.66%	30,903	7.05%	38	0.29%	91,041	438,195	0.21
PACIFIC CROSS HEALTH INSURANCE	36	0.32%	99,843	1,965	50.81	6,033	6.43%	397	25.32%	36	0.30%	93,809	1,568	59.83
CHAO PHAYA INSURANCE	37	0.31%	97,906	13,056	7.50	39,327	67.14%	-8,196	-38.57%	42	0.19%	58,579	21,252	2.76
THAI PAIBOON INSURANCE	38	0.30%	94,513	31,043	3.04	26,891	39.77%	21,100	212.21%	41	0.22%	67,622	9,943	6.80
AIG INSURANCE	39	0.28%	88,025	26,300	3.35	-10,546	-10.70%	-1,351	-4.89%	35	0.32%	98,571	27,651	3.56
THAI HEALTH INSURANCE	40	0.25%	77,027	9,770	7.88	2,392	3.21%	997	11.36%	40	0.24%	74,634	8,773	8.51
ASIA INSURANCE 1950	41	0.20%	62,063	18,866	3.29	35,870	136.94%	15,254	422.31%	48	0.08%	26,193	3,612	7.25
KSK INSURANCE	42	0.19%	59,860	5,132	11.66	-30,155	-33.50%	3,883	310.89%	39	0.29%	90,015	1,249	72.07
MITTARE INSURANCE	43	0.14%	43,654	16,434	2.66	3,342	8.29%	2,377	16.91%	44	0.13%	40,312	14,057	2.87
ACE INA OVERSEAS INSURANCE	44	0.13%	41,649	120	347.08	-10,637	-20.34%	-10	-7.69%	43	0.17%	52,286	130	402.20
INDARA INSURANCE	45	0.12%	37,098	2,458	15.09	323	0.88%	74	3.10%	45	0.12%	36,775	2,384	15.43
THAI SETAKIJ INSURANCE	46	0.11%	34,793	9,449	3.68	-56,384	-61.84%	4,889	107.21%	37	0.29%	91,177	4,560	19.99
PHUTTHATHAM INSURANCE	47	0.11%	33,063	4,125	8.02	2,544	8.34%	556	15.58%	47	0.10%	30,519	3,569	8.55
ASSETS INSURANCE	48	0.10%	30,139	1,989	15.15	14,465	92.29%	1,089	121.00%	52	0.05%	15,674	900	17.42
NEW INDIA ASSURANCE	49	0.09%	28,624	547	52.33	-8,151	-22.16%	-93	-14.53%	46	0.12%	36,775	640	57.46
CHARAN INSURANCE	50	0.08%	25,986	4,834	5.38	1,008	4.04%	904	23.00%	49	0.08%	24,978	3,930	6.36
THAI PATTANA INSURANCE	51	0.08%	23,976	9,227	2.60	-794	-3.20%	3,499	61.09%	50	0.08%	24,770	5,728	4.32
UNION PROSPERS INSURANCE	52	0.06%	18,099	2,685	6.74	997	5.83%	-281	-9.47%	51	0.06%	17,102	2,966	5.77
UNION INSURANCE	53	0.04%	11,444	1,442	7.94	-2,373	-17.17%	-874	-37.74%	53	0.04%	13,817	2,316	5.97
CHINA INSURANCE	54	0.02%	5,987	895	6.69	-1,717	-22.28%	-327	-26.76%	55	0.02%	7,704	1,222	6.30
JP INSURANCE	55	0.02%	5,322	550	9.68	2,701	103.09%	417	313.53%	57	0.01%	2,620	133	19.70
AIA (NON-LIFE)	56	0.01%	3,077	80	38.46	-2,442	-44.25%	-56	-41.18%	56	0.02%	5,519	136	40.58
ERAWAN INSURANCE	57	0.00%	196	100	1.96	58	41.91%	53	112.77%	58	0.00%	138	47	2.94
SAJJA INSURANCE	58	-	0	0	-	6,899	-100.00%	-1,152	-100.00%	60	-0.02%	-6,899	1,152	-5.99
ROAD ACCIDENT VICTIMS PROTECTION	58	-	0	0	-	0	-	0	-	59	-	0	0	-
BANGKOK HEALTH INSURANCE	60	0.00%	-1,456	0	-	-14,133	-111.49%	-8	-100.00%	54	0.04%	12,677	8	1,584.58
<b>Total Non - Motor Premium</b>		<b>100.00%</b>	<b>31,325,708</b>	<b>6,400,306</b>	<b>4.89</b>	<b>338,669</b>	<b>1.09%</b>	<b>86,456</b>	<b>1.37%</b>		<b>100.00%</b>	<b>30,987,039</b>	<b>6,313,850</b>	<b>4.91</b>

## Insurance Industry Flash Report as at 30 April, 2018 *(Distribution Channel Report)*

Business Type : General Insurance

Code : BA 1.11

Period : January - April 2017 VS January - April 2018

Line of Business : Total Non - Motor

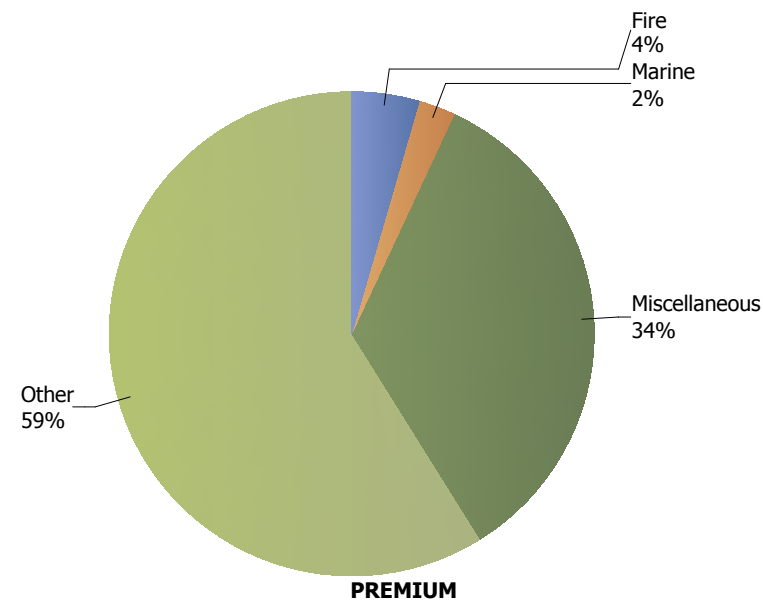
Ranked By : Direct Premiums

Source : Non - Life Insurance Distribution Channel Report from Statistics Division of Examination Planning and Development Department, OIC

**Note to the users : Sources of the figures under this Flash Report derived from OIC Monthly Distribution Channel Report. It may not reconcile with the figures derived from Quarterly Financial Report.**

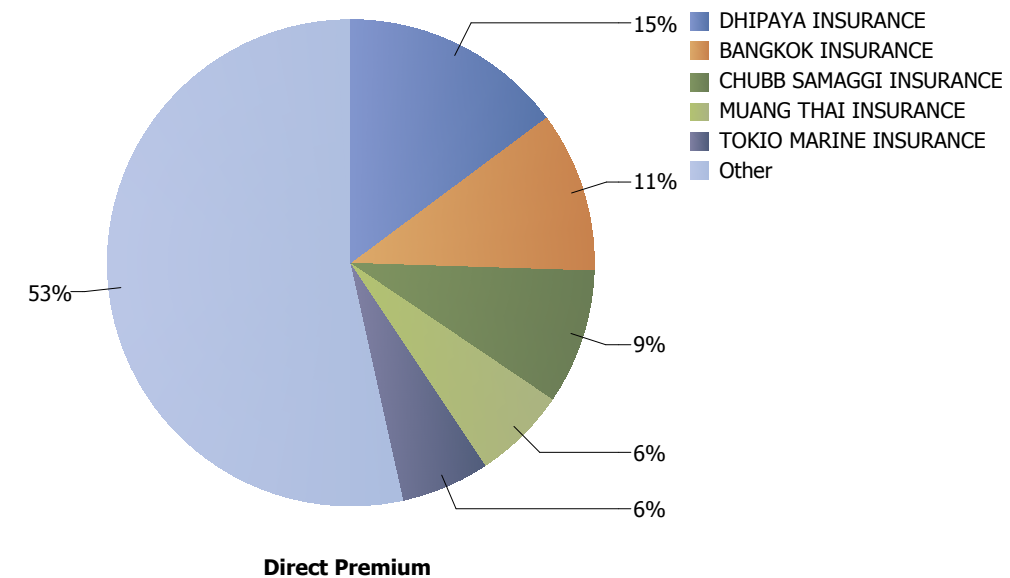
### Total Non-Motor Portfolio Mix

as of 30 April, 2018



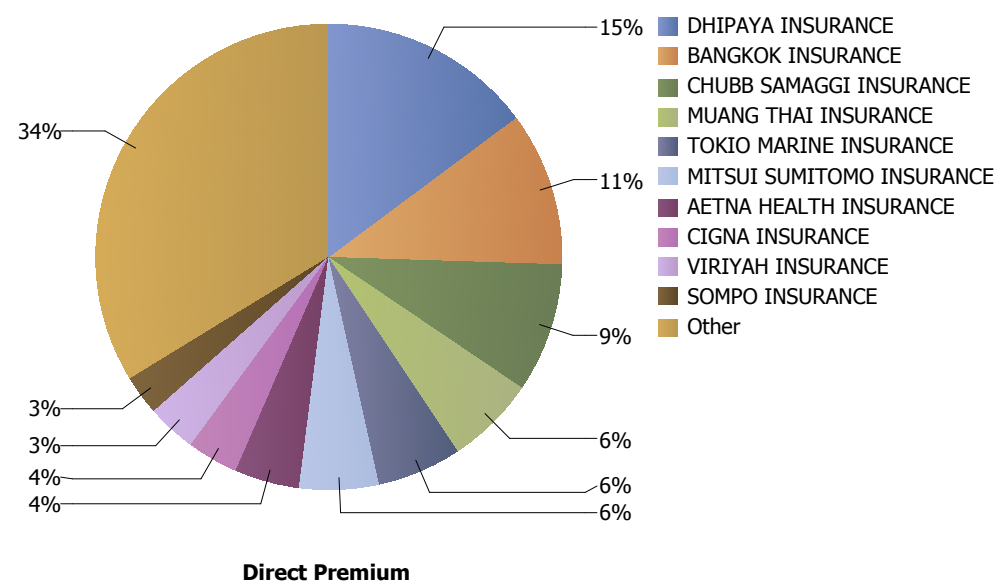
### Top 5 Non-Motor Companies: 47%

as of 30 April, 2018



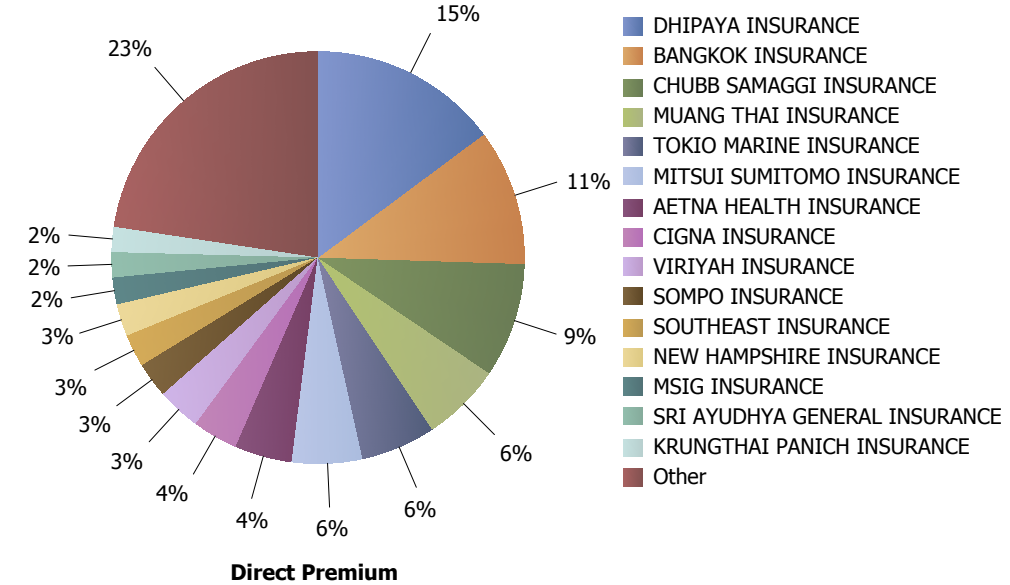
### Top 10 Non-Motor Companies: 66%

as of 30 April, 2018



### Top 15 Non-Motor Companies: 77%

as of 30 April, 2018



## Insurance Industry Flash Report as at 30 April, 2018 *(Distribution Channel Report)*

Business Type : General Insurance

Code : BA 1.11

Period : January - April 2017 VS January - April 2018

Line of Business : Total Fire

Ranked By : Direct Premiums

Source : Non - Life Insurance Distribution Channel Report from Statistics Division of Examination Planning and Development Department, OIC

**Note to the users : Sources of the figures under this Flash Report derived from OIC Monthly Distribution Channel Report. It may not reconcile with the figures derived from Quarterly Financial Report.**

Market Ranking Status: ■ Improved ■ Unchanged ■ Declined

Unit: 1,000 Baht

Companies	2018					Change				2017				
	Rank	Share	Direct Premium	No. of Policy	Av. per Policy	Premium	%Change	No. of Policy	%Change	Rank	Share	Direct Premium	No. of Policy	Av. per Policy
DHIPAYA INSURANCE	1	20.07%	687,795	133,838	5.14	116,156	20.32%	9,614	7.74%	1	17.40%	571,640	124,224	4.60
BANGKOK INSURANCE	2	16.05%	550,209	39,292	14.00	10,691	1.98%	475	1.22%	2	16.42%	539,518	38,817	13.90
MUANG THAI INSURANCE	3	13.29%	455,431	74,085	6.15	23,913	5.54%	30	0.04%	3	13.13%	431,518	74,055	5.83
CHUBB SAMAGGI INSURANCE	4	10.62%	364,059	56,339	6.46	-7,909	-2.13%	-482	-0.85%	4	11.32%	371,968	56,821	6.55
SRI AYUDHYA GENERAL INSURANCE	5	6.19%	212,141	36,460	5.82	2,438	1.16%	1,713	4.93%	5	6.38%	209,703	34,747	6.04
KRUNGTHAI PANICH INSURANCE	6	4.12%	141,313	31,118	4.54	19,420	15.93%	2,925	10.37%	7	3.71%	121,893	28,193	4.32
SOUTHEAST INSURANCE	7	3.79%	129,896	99,522	1.31	-78,592	-37.70%	30,080	43.32%	6	6.34%	208,488	69,442	3.00
VIRIYAH INSURANCE	8	2.76%	94,708	25,244	3.75	-1,177	-1.23%	1,537	6.48%	8	2.92%	95,886	23,707	4.04
NAVAKIJ INSURANCE	9	2.17%	74,245	57,054	1.30	-2,518	-3.28%	13,530	31.09%	9	2.34%	76,763	43,524	1.76
CHAO PHAYA INSURANCE	10	2.08%	71,141	1,332	53.41	61,900	669.87%	-378	-22.11%	33	0.28%	9,241	1,710	5.40
THAI INSURANCE	11	1.93%	66,242	16,948	3.91	30,582	85.76%	8,617	103.43%	16	1.09%	35,660	8,331	4.28
SYN MUN KONG INSURANCE	12	1.64%	56,198	12,667	4.44	631	1.14%	205	1.65%	12	1.69%	55,567	12,462	4.46
THAISRI INSURANCE	13	1.54%	52,837	7,279	7.26	-2,992	-5.36%	-109	-1.48%	10	1.70%	55,829	7,388	7.56
MSIG INSURANCE	14	1.48%	50,667	8,553	5.92	-4,962	-8.92%	425	5.23%	11	1.69%	55,629	8,128	6.84
THAIVIVAT INSURANCE	15	1.38%	47,325	6,501	7.28	2,057	4.54%	847	14.98%	13	1.38%	45,267	5,654	8.01
BANGKOK UNION INSURANCE	16	1.13%	38,615	4,069	9.49	-2,799	-6.76%	212	5.50%	14	1.26%	41,414	3,857	10.74
AXA INSURANCE	17	1.05%	35,982	6,625	5.43	-3,803	-9.56%	-467	-6.58%	15	1.21%	39,785	7,092	5.61
THAI PAIBOON INSURANCE	18	0.80%	27,526	8,238	3.34	282	1.04%	3,114	60.77%	17	0.83%	27,244	5,124	5.32
THANACHART INSURANCE	19	0.63%	21,691	6,569	3.30	3,259	17.68%	1,147	21.15%	21	0.56%	18,432	5,422	3.40
LMG INSURANCE	20	0.59%	20,158	3,161	6.38	-88	-0.43%	-22	-0.69%	19	0.62%	20,246	3,183	6.36
PHUTTHATHAM INSURANCE	21	0.58%	19,911	2,910	6.84	2,847	16.68%	737	33.92%	23	0.52%	17,064	2,173	7.85
DEVES INSURANCE	22	0.58%	19,823	8,872	2.23	-5,129	-20.56%	-185	-2.04%	18	0.76%	24,952	9,057	2.75
NEW HAMPSHIRE INSURANCE	23	0.55%	18,797	4,206	4.47	-1,015	-5.12%	-1,152	-21.50%	20	0.60%	19,812	5,358	3.70
AIOI BANGKOK INSURANCE	24	0.43%	14,668	2,466	5.95	2,877	24.40%	972	65.06%	28	0.36%	11,792	1,494	7.89
SAFETY INSURANCE	25	0.41%	13,955	1,718	8.12	869	6.64%	76	4.63%	25	0.40%	13,086	1,642	7.97
CHARAN INSURANCE	26	0.36%	12,408	3,291	3.77	-308	-2.42%	438	15.35%	26	0.39%	12,716	2,853	4.46
MITTARE INSURANCE	27	0.33%	11,257	2,895	3.89	139	1.25%	91	3.25%	29	0.34%	11,118	2,804	3.97
SIAM CITY INSURANCE	28	0.33%	11,155	2,757	4.05	-6,801	-37.87%	-2,288	-45.35%	22	0.55%	17,956	5,045	3.56
NAM SENG INSURANCE	29	0.31%	10,588	1,543	6.86	614	6.16%	74	5.04%	31	0.30%	9,974	1,469	6.79
UNION INSURANCE	30	0.30%	10,220	1,115	9.17	-2,262	-18.12%	-827	-42.58%	27	0.38%	12,481	1,942	6.43
ALLIANZ GENERAL INSURANCE	31	0.28%	9,480	354	26.78	2,290	31.86%	30	9.26%	36	0.22%	7,189	324	22.19
TOKIO MARINE INSURANCE	32	0.27%	9,393	1,105	8.50	-9	-0.10%	-31	-2.73%	32	0.29%	9,402	1,136	8.28
THAI SETAKIJ INSURANCE	33	0.26%	8,786	1,810	4.85	-2,058	-18.98%	-350	-16.20%	30	0.33%	10,844	2,160	5.02

## Insurance Industry Flash Report as at 30 April, 2018 *(Distribution Channel Report)*

Business Type : General Insurance

Code : BA 1.11

Period : January - April 2017 VS January - April 2018

Line of Business : Total Fire

Ranked By : Direct Premiums

Source : Non - Life Insurance Distribution Channel Report from Statistics Division of Examination Planning and Development Department, OIC

Note to the users : Sources of the figures under this Flash Report derived from OIC Monthly Distribution Channel Report. It may not reconcile with the figures derived from Quarterly Financial Report.

Market Ranking Status: ■ Improved ■ Unchanged ■ Declined

Unit: 1,000 Baht

Companies	2018					Change				2017				
	Rank	Share	Direct Premium	No. of Policy	Av. per Policy	Premium	%Change	No. of Policy	%Change	Rank	Share	Direct Premium	No. of Policy	Av. per Policy
UNION PROSPERS INSURANCE	34	0.21%	7,061	1,516	4.66	-1,308	-15.63%	-339	-18.27%	35	0.25%	8,369	1,855	4.51
THAI PATTANA INSURANCE	35	0.18%	6,032	1,984	3.04	-2,590	-30.04%	-109	-5.21%	34	0.26%	8,623	2,093	4.12
INDARA INSURANCE	36	0.17%	5,708	1,167	4.89	-527	-8.45%	-35	-2.91%	39	0.19%	6,235	1,202	5.19
AIG INSURANCE	37	0.16%	5,585	1,204	4.64	-767	-12.07%	-225	-15.75%	38	0.19%	6,352	1,429	4.44
ASIA INSURANCE 1950	38	0.16%	5,528	1,332	4.15	-608	-9.91%	-223	-14.34%	40	0.19%	6,135	1,555	3.95
CHINA INSURANCE	39	0.15%	5,207	645	8.07	-1,677	-24.36%	-172	-21.05%	37	0.21%	6,884	817	8.43
SOMPO INSURANCE	40	0.12%	4,254	76	55.98	-10,108	-70.38%	-24	-24.00%	24	0.44%	14,362	100	143.62
MITSUI SUMITOMO INSURANCE	41	0.12%	3,996	325	12.30	-130	-3.16%	12	3.83%	41	0.13%	4,126	313	13.18
ASSETS INSURANCE	42	0.11%	3,769	547	6.89	1,730	84.83%	289	112.02%	44	0.06%	2,039	258	7.90
TUNE INSURANCE	43	0.07%	2,480	962	2.58	532	27.32%	449	87.52%	45	0.06%	1,948	513	3.80
FPG INSURANCE	44	0.07%	2,429	477	5.09	310	14.62%	113	31.04%	43	0.06%	2,120	364	5.82
KSK INSURANCE	45	0.07%	2,291	252	9.09	906	65.45%	94	59.49%	47	0.04%	1,385	158	8.76
NEW INDIA ASSURANCE	46	0.03%	1,145	45	25.44	254	28.50%	-6	-11.76%	48	0.03%	891	51	17.47
FALCON INSURANCE	47	0.03%	1,103	32	34.47	-2,758	-71.43%	-45	-58.44%	42	0.12%	3,861	77	50.14
GENERALI INSURANCE	48	0.03%	1,028	25	41.14	587	133.19%	11	78.57%	49	0.01%	441	14	31.50
QBE INSURANCE	49	0.02%	727	175	4.15	-713	-49.51%	-157	-47.29%	46	0.04%	1,439	332	4.34
ERAWAN INSURANCE	50	0.01%	196	100	1.96	58	41.91%	53	112.77%	51	0.00%	138	47	2.94
JP INSURANCE	51	0.00%	152	21	7.23	39	34.46%	-3	-12.50%	52	0.00%	113	24	4.71
ACE INA OVERSEAS INSURANCE	52	-	0	0	-	0	-	0	-	53	-	0	0	-
SAJJA INSURANCE	52	-	0	0	-	-335	-100.00%	-1,033	-100.00%	50	0.01%	335	1,033	0.32
ROAD ACCIDENT VICTIMS PROTECTION	52	-	0	0	-	0	-	0	-	53	-	0	0	-
CIGNA INSURANCE	52	-	0	0	-	0	-	0	-	53	-	0	0	-
PACIFIC CROSS HEALTH INSURANCE	52	-	0	0	-	0	-	0	-	53	-	0	0	-
AETNA HEALTH INSURANCE	52	-	0	0	-	0	-	0	-	53	-	0	0	-
BANGKOK HEALTH INSURANCE	52	-	0	0	-	0	-	0	-	53	-	0	0	-
THAI HEALTH INSURANCE	52	-	0	0	-	0	-	0	-	53	-	0	0	-
AIA (NON-LIFE)	52	-	0	0	-	0	-	0	-	53	-	0	0	-
<b>Total Fire Premium</b>		<b>100.00%</b>	<b>3,427,312</b>	<b>680,821</b>	<b>5.03</b>	<b>141,440</b>	<b>4.30%</b>	<b>69,248</b>	<b>11.32%</b>		<b>100.00%</b>	<b>3,285,872</b>	<b>611,573</b>	<b>5.37</b>

## Insurance Industry Flash Report as at 30 April, 2018 *(Distribution Channel Report)*

Business Type : General Insurance

Code : BA 1.11

Period : January - April 2017 VS January - April 2018

Line of Business : Total Fire

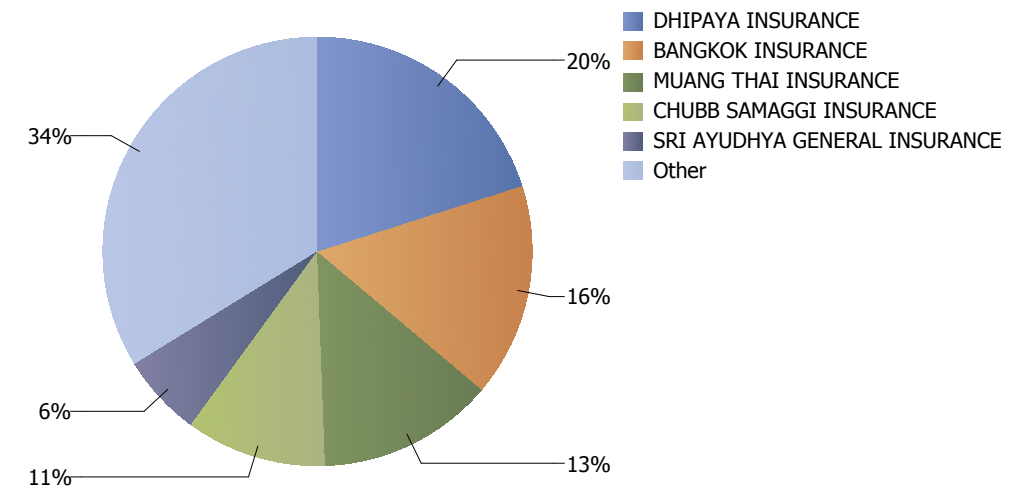
Ranked By : Direct Premiums

Source : Non - Life Insurance Distribution Channel Report from Statistics Division of Examination Planning and Development Department, OIC

**Note to the users : Sources of the figures under this Flash Report derived from OIC Monthly Distribution Channel Report. It may not reconcile with the figures derived from Quarterly Financial Report.**

### Top 5 Fire Companies: 66%

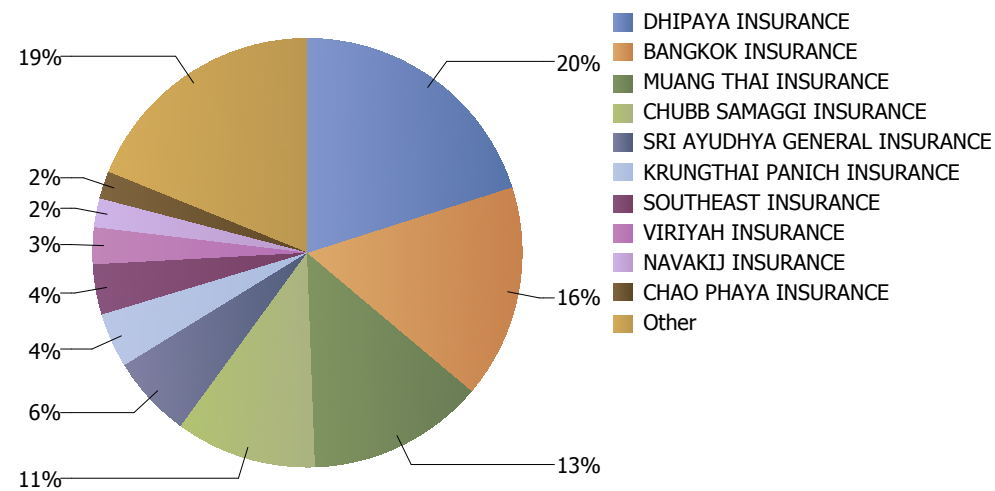
as of 30 April, 2018



Direct Premium

### Top 10 Fire Companies: 81%

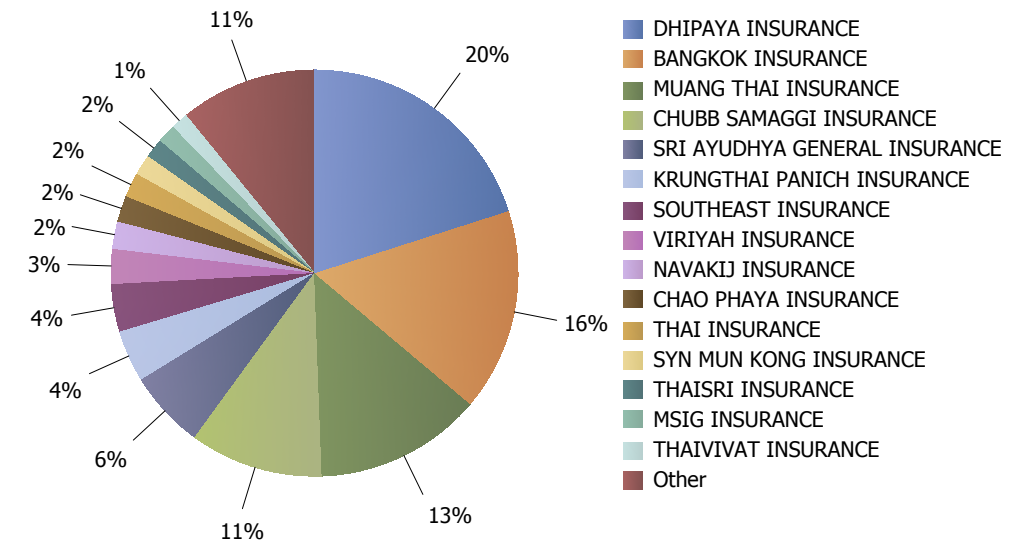
as of 30 April, 2018



Direct Premium

### Top 15 Fire Companies: 89%

as of 30 April, 2018



Direct Premium



## Insurance Industry Flash Report as at 30 April, 2018 *(Distribution Channel Report)*

Business Type : General Insurance

Code : BA 1.11

Period : January - April 2017 VS January - April 2018

Line of Business : Total Marine

Ranked By : Direct Premiums

Source : Non - Life Insurance Distribution Channel Report from Statistics Division of Examination Planning and Development Department, OIC

**Note to the users : Sources of the figures under this Flash Report derived from OIC Monthly Distribution Channel Report. It may not reconcile with the figures derived from Quarterly Financial Report.**

Market Ranking Status: ■ Improved ■ Unchanged ■ Declined

Unit: 1,000 Baht

Companies	2018					Change				2017				
	Rank	Share	Direct Premium	No. of Policy	Av. per Policy	Premium	%Change	No. of Policy	%Change	Rank	Share	Direct Premium	No. of Policy	Av. per Policy
TOKIO MARINE INSURANCE	1	14.71%	274,936	31,720	8.67	8,440	3.17%	-640	-1.98%	1	14.62%	266,496	32,360	8.24
MITSUI SUMITOMO INSURANCE	2	10.79%	201,548	31,699	6.36	10,148	5.30%	2,377	8.11%	2	10.50%	191,400	29,322	6.53
MSIG INSURANCE	3	9.73%	181,893	39,424	4.61	16,716	10.12%	1,767	4.69%	3	9.06%	165,177	37,657	4.39
BANGKOK INSURANCE	4	7.10%	132,701	29,995	4.42	-9,227	-6.50%	1,567	5.51%	4	7.79%	141,928	28,428	4.99
VIRIYAH INSURANCE	5	6.97%	130,154	16,607	7.84	12,523	10.65%	817	5.17%	5	6.45%	117,631	15,790	7.45
SOMPO INSURANCE	6	5.57%	104,099	7,690	13.54	9,220	9.72%	-214	-2.71%	7	5.21%	94,879	7,904	12.00
DHIPAYA INSURANCE	7	5.25%	98,090	8,813	11.13	-1,060	-1.07%	1,310	17.46%	6	5.44%	99,151	7,503	13.21
SRI AYUDHYA GENERAL INSURANCE	8	5.10%	95,270	16,680	5.71	3,545	3.86%	620	3.86%	8	5.03%	91,725	16,060	5.71
CHUBB SAMAGGI INSURANCE	9	3.92%	73,186	16,558	4.42	-6,077	-7.67%	-1,099	-6.22%	9	4.35%	79,263	17,657	4.49
SAFETY INSURANCE	10	3.38%	63,219	10,591	5.97	-796	-1.24%	903	9.32%	10	3.51%	64,015	9,688	6.61
AXA INSURANCE	11	3.16%	59,029	14,510	4.07	-2,995	-4.83%	1,525	11.74%	11	3.40%	62,024	12,985	4.78
MUANG THAI INSURANCE	12	2.96%	55,288	13,010	4.25	21,930	65.74%	4,423	51.51%	16	1.83%	33,358	8,587	3.88
ALLIANZ GENERAL INSURANCE	13	2.89%	53,958	641	84.18	-676	-1.24%	-84	-11.59%	12	3.00%	54,634	725	75.36
THAI INSURANCE	14	1.79%	33,455	3,476	9.62	24,414	270.05%	1,171	50.80%	27	0.50%	9,041	2,305	3.92
KSK INSURANCE	15	1.65%	30,830	56	550.53	9,893	47.25%	-5	-8.20%	19	1.15%	20,937	61	343.23
DEVES INSURANCE	16	1.57%	29,390	14,850	1.98	-2,024	-6.44%	-489	-3.19%	17	1.72%	31,415	15,339	2.05
THAISRI INSURANCE	17	1.39%	25,942	3,821	6.79	-9,841	-27.50%	-483	-11.22%	14	1.96%	35,783	4,304	8.31
AIOI BANGKOK INSURANCE	18	1.38%	25,698	2,232	11.51	1,189	4.85%	-141	-5.94%	18	1.34%	24,510	2,373	10.33
FPG INSURANCE	19	1.29%	24,118	1,639	14.72	5,970	32.90%	600	57.75%	22	1.00%	18,148	1,039	17.47
NAVAKIJ INSURANCE	20	1.24%	23,130	6,329	3.65	2,433	11.75%	636	11.17%	21	1.14%	20,697	5,693	3.64
NEW HAMPSHIRE INSURANCE	21	1.02%	19,084	1,313	14.53	-15,930	-45.50%	-102	-7.21%	15	1.92%	35,014	1,415	24.74
LMG INSURANCE	22	0.97%	18,089	2,181	8.29	987	5.77%	29	1.35%	23	0.94%	17,101	2,152	7.95
FALCON INSURANCE	23	0.92%	17,251	2,665	6.47	6,349	58.24%	1,126	73.16%	25	0.60%	10,902	1,539	7.08
SOUTHEAST INSURANCE	24	0.91%	16,990	3,537	4.80	-3,931	-18.79%	572	19.29%	20	1.15%	20,921	2,965	7.06
QBE INSURANCE	25	0.70%	13,082	126	103.83	-30,408	-69.92%	-633	-83.40%	13	2.39%	43,490	759	57.30
TUNE INSURANCE	26	0.52%	9,788	2,911	3.36	1,431	17.13%	299	11.45%	28	0.46%	8,357	2,612	3.20
BANGKOK UNION INSURANCE	27	0.45%	8,487	1,433	5.92	-702	-7.64%	8	0.56%	26	0.50%	9,189	1,425	6.45
NAM SENG INSURANCE	28	0.43%	8,125	596	13.63	2,865	54.47%	138	30.13%	30	0.29%	5,260	458	11.48
GENERALI INSURANCE	29	0.31%	5,816	1,314	4.43	-9,652	-62.40%	-1,501	-53.32%	24	0.85%	15,467	2,815	5.49
PHUTTHATHAM INSURANCE	30	0.26%	4,840	357	13.56	-310	-6.01%	-17	-4.55%	31	0.28%	5,150	374	13.77
CHAO PHAYA INSURANCE	31	0.23%	4,385	2,336	1.88	864	24.53%	1,896	430.91%	32	0.19%	3,522	440	8.00
THAIVIVAT INSURANCE	32	0.23%	4,314	1,070	4.03	-1,586	-26.88%	-168	-13.57%	29	0.32%	5,900	1,238	4.77
AIG INSURANCE	33	0.18%	3,406	253	13.46	1,391	69.08%	29	12.95%	35	0.11%	2,014	224	8.99

## Insurance Industry Flash Report as at 30 April, 2018 *(Distribution Channel Report)*

Business Type : General Insurance

Code : BA 1.11

Period : January - April 2017 VS January - April 2018

Line of Business : Total Marine

Ranked By : Direct Premiums

Source : Non - Life Insurance Distribution Channel Report from Statistics Division of Examination Planning and Development Department, OIC

**Note to the users : Sources of the figures under this Flash Report derived from OIC Monthly Distribution Channel Report. It may not reconcile with the figures derived from Quarterly Financial Report.**

Market Ranking Status: ■ Improved ■ Unchanged ■ Declined

Unit: 1,000 Baht

Companies	2018					Change				2017				
	Rank	Share	Direct Premium	No. of Policy	Av. per Policy	Premium	%Change	No. of Policy	%Change	Rank	Share	Direct Premium	No. of Policy	Av. per Policy
SYN MUN KONG INSURANCE	34	0.18%	3,294	1,111	2.97	850	34.76%	417	60.09%	33	0.13%	2,445	694	3.52
CHARAN INSURANCE	35	0.17%	3,118	1,068	2.92	1,257	67.54%	466	77.41%	36	0.10%	1,861	602	3.09
KRUNGTHAI PANICH INSURANCE	36	0.09%	1,696	318	5.33	285	20.21%	-147	-31.61%	38	0.08%	1,411	465	3.03
THAI PAIBOON INSURANCE	37	0.09%	1,672	719	2.33	484	40.69%	263	57.68%	40	0.07%	1,188	456	2.61
INDARA INSURANCE	38	0.09%	1,624	304	5.34	-207	-11.31%	-93	-23.43%	37	0.10%	1,831	397	4.61
ASIA INSURANCE 1950	39	0.08%	1,491	375	3.98	321	27.49%	52	16.10%	41	0.06%	1,170	323	3.62
THAI PATTANA INSURANCE	40	0.05%	988	409	2.42	0	0.04%	-37	-8.30%	43	0.05%	987	446	2.21
UNION INSURANCE	41	0.05%	977	274	3.57	-50	-4.89%	-30	-9.87%	42	0.06%	1,027	304	3.38
CHINA INSURANCE	42	0.04%	780	250	3.12	-40	-4.83%	-155	-38.27%	44	0.04%	820	405	2.02
UNION PROSPERS INSURANCE	43	0.04%	776	189	4.11	-450	-36.70%	-107	-36.15%	39	0.07%	1,226	296	4.14
THAI SETAKIJ INSURANCE	44	0.04%	701	342	2.05	-1,638	-70.05%	-201	-37.02%	34	0.13%	2,339	543	4.31
SIAM CITY INSURANCE	45	0.03%	598	32	18.69	-151	-20.19%	-7	-17.95%	46	0.04%	749	39	19.22
NEW INDIA ASSURANCE	46	0.03%	497	390	1.28	-257	-34.07%	-38	-8.88%	45	0.04%	754	428	1.76
ASSETS INSURANCE	47	0.02%	371	114	3.26	240	182.07%	56	96.55%	48	0.01%	132	58	2.27
MITTARE INSURANCE	48	0.01%	229	104	2.20	87	61.47%	10	10.64%	47	0.01%	142	94	1.51
JP INSURANCE	49	0.00%	58	4	14.50	52	866.67%	3	300.00%	49	0.00%	6	1	6.00
ACE INA OVERSEAS INSURANCE	50	-	0	0	-	14	-100.00%	0	-	60	0.00%	-14	0	-
ERAWAN INSURANCE	50	-	0	0	-	0	-	0	-	50	-	0	0	-
SAJJA INSURANCE	50	-	0	0	-	0	-	0	-	50	-	0	0	-
THANACHART INSURANCE	50	-	0	0	-	0	-	0	-	50	-	0	0	-
ROAD ACCIDENT VICTIMS PROTECTION	50	-	0	0	-	0	-	0	-	50	-	0	0	-
CIGNA INSURANCE	50	-	0	0	-	0	-	0	-	50	-	0	0	-
PACIFIC CROSS HEALTH INSURANCE	50	-	0	0	-	0	-	0	-	50	-	0	0	-
AETNA HEALTH INSURANCE	50	-	0	0	-	0	-	0	-	50	-	0	0	-
BANGKOK HEALTH INSURANCE	50	-	0	0	-	0	-	0	-	50	-	0	0	-
THAI HEALTH INSURANCE	50	-	0	0	-	0	-	0	-	50	-	0	0	-
AIA (NON-LIFE)	50	-	0	0	-	0	-	0	-	50	-	0	0	-
<b>Total Marine Premium</b>		<b>100.00%</b>	<b>1,868,465</b>	<b>296,436</b>	<b>6.30</b>	<b>45,892</b>	<b>2.52%</b>	<b>16,689</b>	<b>5.97%</b>		<b>100.00%</b>	<b>1,822,573</b>	<b>279,747</b>	<b>6.52</b>

## Insurance Industry Flash Report as at 30 April, 2018 *(Distribution Channel Report)*

Business Type : General Insurance

Code : BA 1.11

Period : January - April 2017 VS January - April 2018

Line of Business : Total Marine

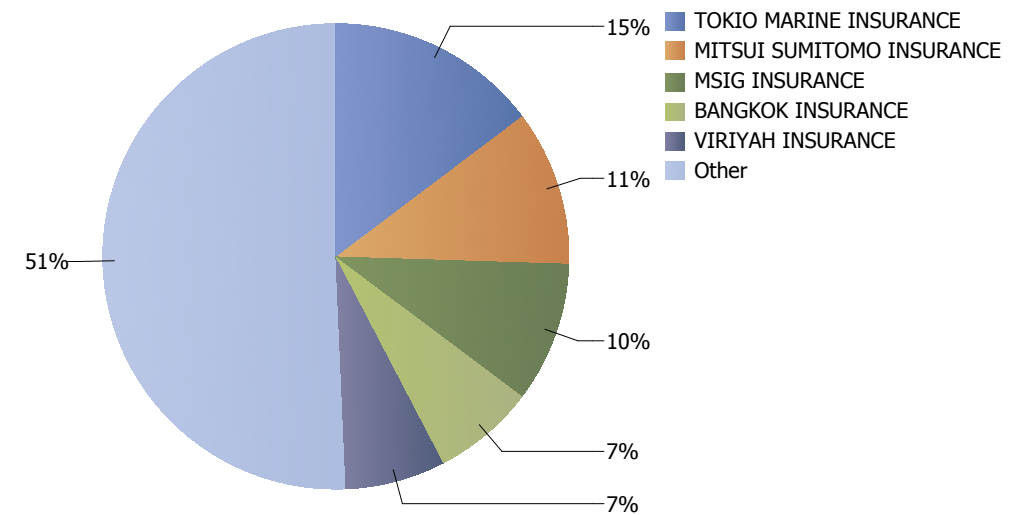
Ranked By : Direct Premiums

Source : Non - Life Insurance Distribution Channel Report from Statistics Division of Examination Planning and Development Department, OIC

**Note to the users : Sources of the figures under this Flash Report derived from OIC Monthly Distribution Channel Report. It may not reconcile with the figures derived from Quarterly Financial Report.**

### Top 5 Marine Companies: 49%

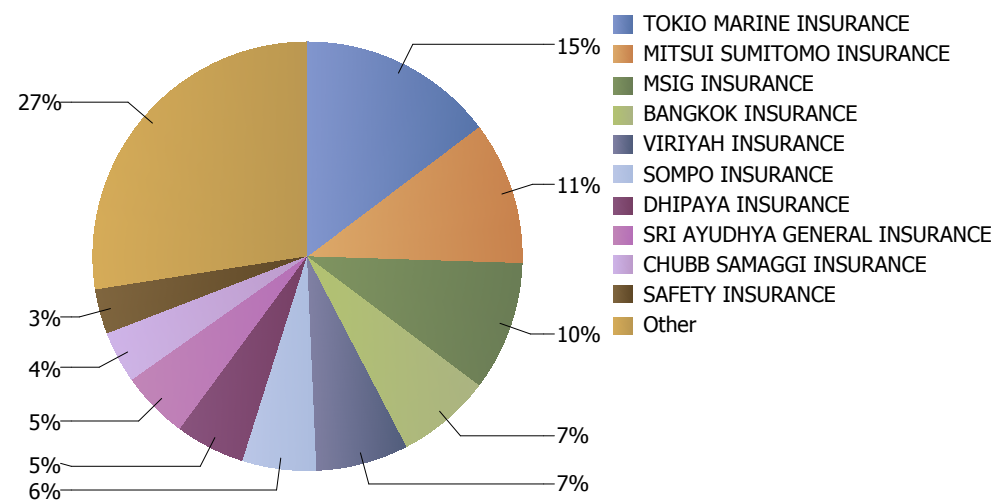
as of 30 April, 2018



Direct Premium

### Top 10 Marine Companies: 73%

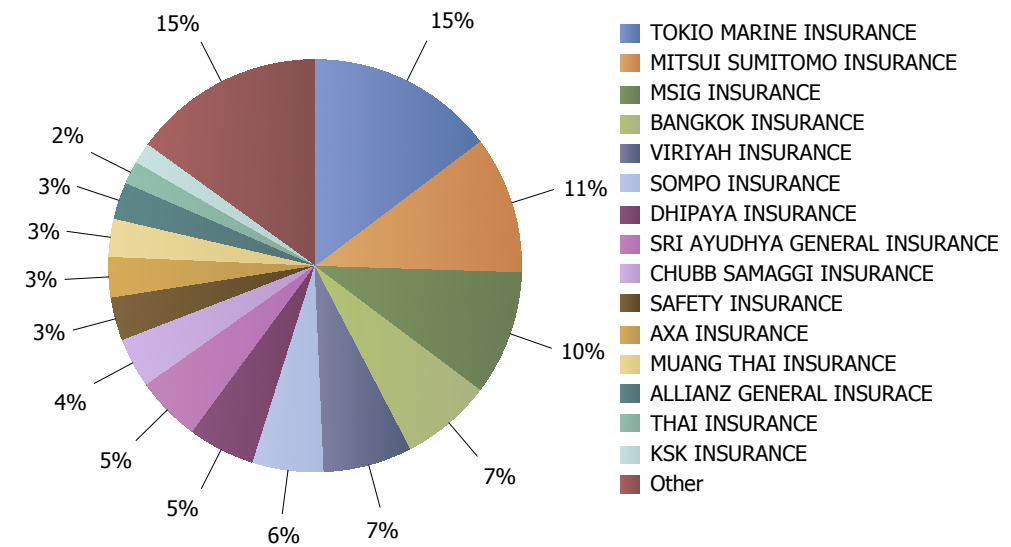
as of 30 April, 2018



Direct Premium

### Top 15 Marine Companies: 85%

as of 30 April, 2018



Direct Premium

## Insurance Industry Flash Report as at 30 April, 2018 *(Distribution Channel Report)*

Business Type : General Insurance

Code : BA 1.11

Period : January - April 2017 VS January - April 2018

Line of Business : Marine

Sub Class: Cargo

Ranked By : Direct Premiums

Source : Non - Life Insurance Distribution Channel Report from Statistics Division of Examination Planning and Development Department, OIC

**Note to the users : Sources of the figures under this Flash Report derived from OIC Monthly Distribution Channel Report. It may not reconcile with the figures derived from Quarterly Financial Report.**

Market Ranking Status: ■ Improved ■ Unchanged ■ Declined

Unit: 1,000 Baht

Companies	2018					Change				2017				
	Rank	Share	Direct Premium	No. of Policy	Av. per Policy	Premium	%Change	No. of Policy	%Change	Rank	Share	Direct Premium	No. of Policy	Av. per Policy
TOKIO MARINE INSURANCE	1	16.04%	274,936	31,720	8.67	8,440	3.17%	-640	-1.98%	1	16.14%	266,496	32,360	8.24
MITSUI SUMITOMO INSURANCE	2	11.76%	201,548	31,699	6.36	10,148	5.30%	2,377	8.11%	2	11.60%	191,400	29,322	6.53
MSIG INSURANCE	3	10.60%	181,673	39,422	4.61	16,688	10.11%	1,767	4.69%	3	9.99%	164,985	37,655	4.38
VIRIYAH INSURANCE	4	7.49%	128,270	16,584	7.73	12,795	11.08%	882	5.62%	5	7.00%	115,474	15,702	7.35
BANGKOK INSURANCE	5	7.01%	120,194	29,944	4.01	-8,589	-6.67%	1,563	5.51%	4	7.80%	128,783	28,381	4.54
SOMPO INSURANCE	6	6.07%	104,099	7,690	13.54	9,220	9.72%	-214	-2.71%	6	5.75%	94,879	7,904	12.00
SRI AYUDHYA GENERAL INSURANCE	7	4.72%	80,845	16,490	4.90	4,532	5.94%	712	4.51%	8	4.62%	76,314	15,778	4.84
CHUBB SAMAGGI INSURANCE	8	3.59%	61,442	16,510	3.72	-16,540	-21.21%	-1,137	-6.44%	7	4.72%	77,982	17,647	4.42
AXA INSURANCE	9	3.44%	59,029	14,510	4.07	-2,960	-4.77%	1,526	11.75%	9	3.76%	61,989	12,984	4.77
ALLIANZ GENERAL INSURANCE	10	3.15%	53,958	641	84.18	-676	-1.24%	-84	-11.59%	10	3.31%	54,634	725	75.36
SAFETY INSURANCE	11	3.03%	51,856	10,555	4.91	43	0.08%	888	9.19%	11	3.14%	51,813	9,667	5.36
DHIPAYA INSURANCE	12	2.52%	43,185	8,675	4.98	2,544	6.26%	1,281	17.32%	12	2.46%	40,641	7,394	5.50
MUANG THAI INSURANCE	13	2.52%	43,162	12,785	3.38	21,754	101.61%	4,386	52.22%	17	1.30%	21,409	8,399	2.55
THAI INSURANCE	14	1.95%	33,455	3,476	9.62	24,414	270.05%	1,171	50.80%	26	0.55%	9,041	2,305	3.92
KSK INSURANCE	15	1.80%	30,830	56	550.53	9,893	47.25%	-5	-8.20%	18	1.27%	20,937	61	343.23
DEVES INSURANCE	16	1.54%	26,307	14,830	1.77	-1,277	-4.63%	-484	-3.16%	15	1.67%	27,584	15,314	1.80
AIOI BANGKOK INSURANCE	17	1.50%	25,698	2,232	11.51	1,189	4.85%	-141	-5.94%	16	1.48%	24,510	2,373	10.33
NAVAKIJ INSURANCE	18	1.35%	23,112	6,328	3.65	2,944	14.60%	639	11.23%	20	1.22%	20,168	5,689	3.55
THAISRI INSURANCE	19	1.28%	21,921	3,688	5.94	-10,996	-33.41%	-504	-12.02%	14	1.99%	32,918	4,192	7.85
NEW HAMPSHIRE INSURANCE	20	1.11%	19,084	1,313	14.53	-15,930	-45.50%	-102	-7.21%	13	2.12%	35,014	1,415	24.74
LMG INSURANCE	21	1.06%	18,089	2,181	8.29	987	5.77%	29	1.35%	21	1.04%	17,101	2,152	7.95
FPG INSURANCE	22	0.96%	16,437	1,509	10.89	5,978	57.15%	490	48.09%	23	0.63%	10,459	1,019	10.26
SOUTHEAST INSURANCE	23	0.88%	15,101	3,530	4.28	-5,097	-25.24%	566	19.10%	19	1.22%	20,198	2,964	6.81
FALCON INSURANCE	24	0.72%	12,261	2,662	4.61	6,750	122.48%	1,126	73.31%	29	0.33%	5,511	1,536	3.59
TUNE INSURANCE	25	0.57%	9,788	2,911	3.36	1,431	17.13%	299	11.45%	27	0.51%	8,357	2,612	3.20
BANGKOK UNION INSURANCE	26	0.50%	8,487	1,433	5.92	-702	-7.64%	8	0.56%	25	0.56%	9,189	1,425	6.45
NAM SENG INSURANCE	27	0.47%	8,125	596	13.63	2,865	54.47%	138	30.13%	30	0.32%	5,260	458	11.48
GENERALI INSURANCE	28	0.34%	5,816	1,314	4.43	-9,652	-62.40%	-1,501	-53.32%	22	0.94%	15,467	2,815	5.49
PHUTTHATHAM INSURANCE	29	0.28%	4,840	357	13.56	-310	-6.01%	-17	-4.55%	31	0.31%	5,150	374	13.77
CHAO PHAYA INSURANCE	30	0.26%	4,385	2,336	1.88	864	24.53%	1,896	430.91%	32	0.21%	3,522	440	8.00
THAIVIVAT INSURANCE	31	0.25%	4,314	1,070	4.03	-1,586	-26.88%	-168	-13.57%	28	0.36%	5,900	1,238	4.77
AIG INSURANCE	32	0.20%	3,406	253	13.46	1,391	69.08%	29	12.95%	35	0.12%	2,014	224	8.99

## Insurance Industry Flash Report as at 30 April, 2018 *(Distribution Channel Report)*

Business Type : General Insurance

Code : BA 1.11

Period : January - April 2017 VS January - April 2018

Line of Business : Marine

Sub Class: Cargo

Ranked By : Direct Premiums

Source : Non - Life Insurance Distribution Channel Report from Statistics Division of Examination Planning and Development Department, OIC

**Note to the users : Sources of the figures under this Flash Report derived from OIC Monthly Distribution Channel Report. It may not reconcile with the figures derived from Quarterly Financial Report.**



Market Ranking Status: ■ Improved ■ Unchanged ■ Declined

Unit: 1,000 Baht

Companies	2018					Change				2017				
	Rank	Share	Direct Premium	No. of Policy	Av. per Policy	Premium	%Change	No. of Policy	%Change	Rank	Share	Direct Premium	No. of Policy	Av. per Policy
SYN MUN KONG INSURANCE	33	0.19%	3,294	1,111	2.97	850	34.76%	417	60.09%	33	0.15%	2,445	694	3.52
CHARAN INSURANCE	34	0.18%	3,118	1,068	2.92	1,257	67.54%	466	77.41%	36	0.11%	1,861	602	3.09
THAI PAIBOON INSURANCE	35	0.10%	1,672	719	2.33	484	40.69%	263	57.68%	39	0.07%	1,188	456	2.61
INDARA INSURANCE	36	0.09%	1,624	304	5.34	-207	-11.31%	-93	-23.43%	37	0.11%	1,831	397	4.61
ASIA INSURANCE 1950	37	0.09%	1,491	375	3.98	321	27.49%	52	16.10%	40	0.07%	1,170	323	3.62
QBE INSURANCE	38	0.08%	1,369	57	24.02	-8,119	-85.57%	-473	-89.25%	24	0.57%	9,488	530	17.90
THAI PATTANA INSURANCE	39	0.06%	988	409	2.42	0	0.04%	-37	-8.30%	42	0.06%	987	446	2.21
UNION INSURANCE	40	0.06%	977	274	3.57	-50	-4.89%	-30	-9.87%	41	0.06%	1,027	304	3.38
CHINA INSURANCE	41	0.05%	780	250	3.12	-40	-4.83%	-155	-38.27%	43	0.05%	820	405	2.02
UNION PROSPERS INSURANCE	42	0.05%	776	189	4.11	-450	-36.70%	-107	-36.15%	38	0.07%	1,226	296	4.14
THAI SETAKIJ INSURANCE	43	0.04%	701	342	2.05	-1,638	-70.05%	-201	-37.02%	34	0.14%	2,339	543	4.31
NEW INDIA ASSURANCE	44	0.03%	497	390	1.28	-257	-34.07%	-38	-8.88%	44	0.05%	754	428	1.76
ASSETS INSURANCE	45	0.02%	371	114	3.26	240	182.07%	56	96.55%	47	0.01%	132	58	2.27
MITTARE INSURANCE	46	0.01%	229	104	2.20	87	61.47%	10	10.64%	46	0.01%	142	94	1.51
JP INSURANCE	47	0.00%	58	4	14.50	52	866.67%	3	300.00%	48	0.00%	6	1	6.00
SIAM CITY INSURANCE	48	0.00%	47	13	3.59	-135	-74.36%	-6	-31.58%	45	0.01%	182	19	9.58
ACE INA OVERSEAS INSURANCE	49	-	0	0	-	14	-100.00%	0	-	60	0.00%	-14	0	-
ERAWAN INSURANCE	49	-	0	0	-	0	-	0	-	49	-	0	0	-
SAJJA INSURANCE	49	-	0	0	-	0	-	0	-	49	-	0	0	-
KRUNGTHAI PANICH INSURANCE	49	-	0	0	-	0	-	0	-	49	-	0	0	-
THANACHART INSURANCE	49	-	0	0	-	0	-	0	-	49	-	0	0	-
ROAD ACCIDENT VICTIMS PROTECTION	49	-	0	0	-	0	-	0	-	49	-	0	0	-
CIGNA INSURANCE	49	-	0	0	-	0	-	0	-	49	-	0	0	-
PACIFIC CROSS HEALTH INSURANCE	49	-	0	0	-	0	-	0	-	49	-	0	0	-
AETNA HEALTH INSURANCE	49	-	0	0	-	0	-	0	-	49	-	0	0	-
BANGKOK HEALTH INSURANCE	49	-	0	0	-	0	-	0	-	49	-	0	0	-
THAI HEALTH INSURANCE	49	-	0	0	-	0	-	0	-	49	-	0	0	-
AIA (NON-LIFE)	49	-	0	0	-	0	-	0	-	49	-	0	0	-
<b>Total Cargo Premium</b>		<b>100.00%</b>	<b>1,713,647</b>	<b>295,023</b>	<b>5.81</b>	<b>62,963</b>	<b>3.81%</b>	<b>16,903</b>	<b>6.08%</b>		<b>100.00%</b>	<b>1,650,683</b>	<b>278,120</b>	<b>5.94</b>



## Insurance Industry Flash Report as at 30 April, 2018 *(Distribution Channel Report)*

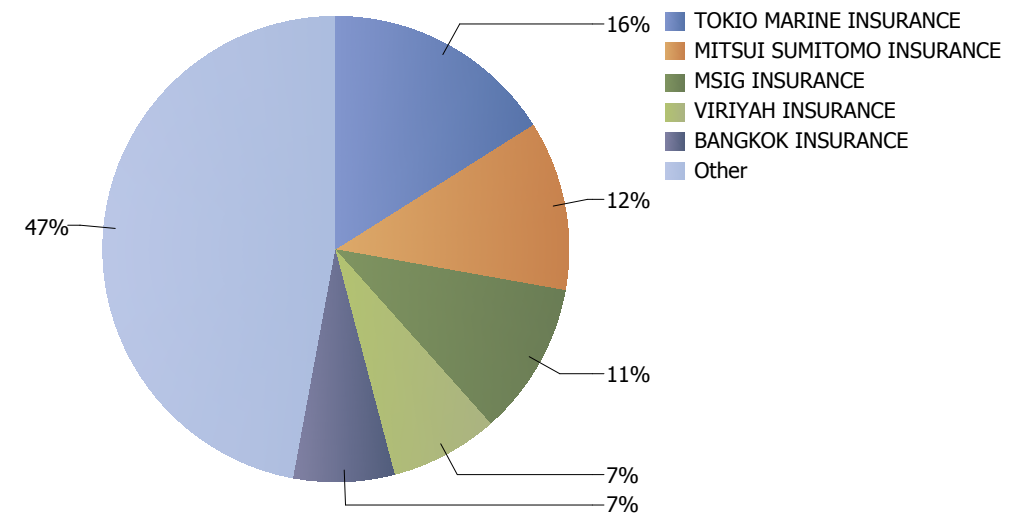
Business Type : General Insurance  
 Code : BA 1.11  
 Period : January - April 2017 VS January - April 2018  
 Line of Business : Marine  
 Sub Class: Cargo  
 Ranked By : Direct Premiums

Source : Non - Life Insurance Distribution Channel Report from Statistics Division of Examination Planning and Development Department, OIC

**Note to the users : Sources of the figures under this Flash Report derived from OIC Monthly Distribution Channel Report. It may not reconcile with the figures derived from Quarterly Financial Report.**

### Top 5 Marine Cargo: 53%

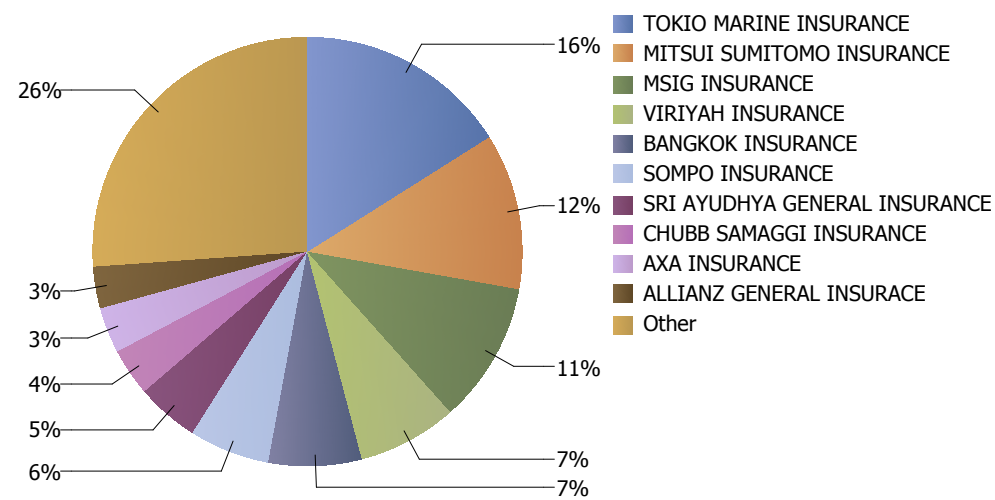
as of 30 April, 2018



Direct Premium

### Top 10 Marine Cargo: 74%

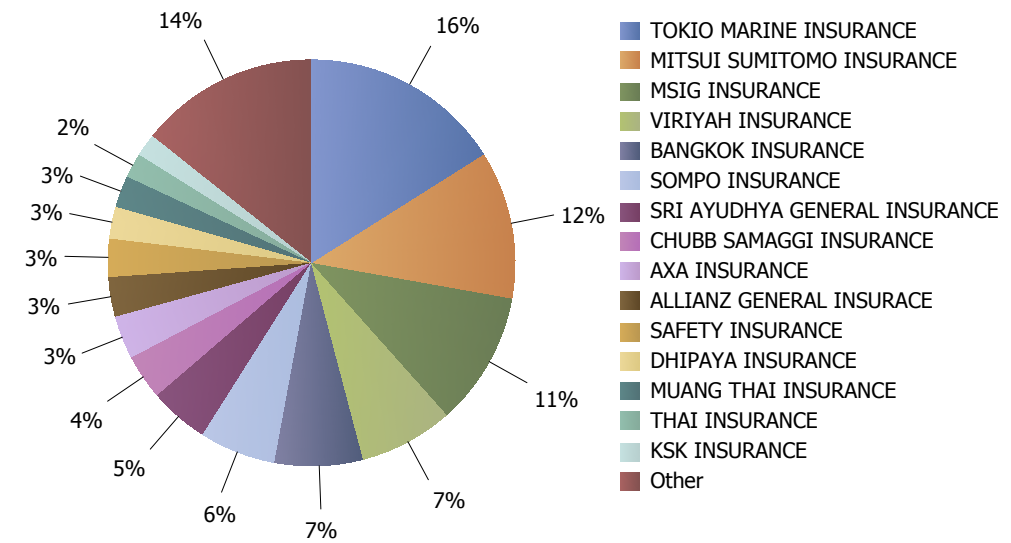
as of 30 April, 2018



Direct Premium

### Top 15 Marine Cargo: 86%

as of 30 April, 2018



Direct Premium

## Insurance Industry Flash Report as at 30 April, 2018 *(Distribution Channel Report)*

Business Type : General Insurance

Code : BA 1.11

Period : January - April 2017 VS January - April 2018

Line of Business : Marine

Sub Class: Hull

Ranked By : Direct Premiums

Source : Non - Life Insurance Distribution Channel Report from Statistics Division of Examination Planning and Development Department, OIC

**Note to the users : Sources of the figures under this Flash Report derived from OIC Monthly Distribution Channel Report. It may not reconcile with the figures derived from Quarterly Financial Report.**



Market Ranking Status: ■ Improved ■ Unchanged ■ Declined

Unit: 1,000 Baht

Companies	2018					Change				2017				
	Rank	Share	Direct Premium	No. of Policy	Av. per Policy	Premium	%Change	No. of Policy	%Change	Rank	Share	Direct Premium	No. of Policy	Av. per Policy
DHIPAYA INSURANCE	1	35.46%	54,905	138	397.86	-3,604	-6.16%	29	26.61%	1	34.04%	58,509	109	536.78
SRI AYUDHYA GENERAL INSURANCE	2	9.32%	14,424	190	75.92	-987	-6.40%	-92	-32.62%	3	8.97%	15,411	282	54.65
BANGKOK INSURANCE	3	8.08%	12,508	51	245.25	-638	-4.85%	4	8.51%	4	7.65%	13,145	47	279.68
MUANG THAI INSURANCE	4	7.83%	12,126	225	53.89	177	1.48%	37	19.68%	6	6.95%	11,949	188	63.56
CHUBB SAMAGGI INSURANCE	5	7.59%	11,744	48	244.66	10,463	816.85%	38	380.00%	13	0.75%	1,281	10	128.09
QBE INSURANCE	6	7.57%	11,713	69	169.75	-22,288	-65.55%	-160	-69.87%	2	19.78%	34,001	229	148.48
SAFETY INSURANCE	7	7.34%	11,363	36	315.65	-838	-6.87%	15	71.43%	5	7.10%	12,202	21	581.03
FPG INSURANCE	8	4.96%	7,681	130	59.08	-8	-0.10%	110	550.00%	7	4.47%	7,689	20	384.43
FALCON INSURANCE	9	3.22%	4,990	3	1,663.38	-401	-7.44%	0	0.00%	8	3.14%	5,391	3	1,797.03
THAISRI INSURANCE	10	2.60%	4,021	133	30.23	1,155	40.32%	21	18.75%	10	1.67%	2,865	112	25.58
DEVES INSURANCE	11	1.99%	3,084	20	154.19	-748	-19.51%	-5	-20.00%	9	2.23%	3,831	25	153.25
SOUTHEAST INSURANCE	12	1.22%	1,889	7	269.84	1,166	161.30%	6	600.00%	14	0.42%	723	1	722.88
VIRIYAH INSURANCE	13	1.22%	1,884	23	81.93	-272	-12.62%	-65	-73.86%	11	1.25%	2,157	88	24.51
KRUNGTHAI PANICH INSURANCE	14	1.10%	1,696	318	5.33	285	20.21%	-147	-31.61%	12	0.82%	1,411	465	3.03
SIAM CITY INSURANCE	15	0.36%	552	19	29.03	-16	-2.82%	-1	-5.00%	15	0.33%	568	20	28.38
MSIG INSURANCE	16	0.14%	220	2	110.00	28	14.58%	0	0.00%	17	0.11%	192	2	96.00
NAVAKIJ INSURANCE	17	0.01%	18	1	18.46	-511	-96.51%	-3	-75.00%	16	0.31%	529	4	132.36
ACE INA OVERSEAS INSURANCE	18	-	0	0	-	0	-	0	-	19	-	0	0	-
KSK INSURANCE	18	-	0	0	-	0	-	0	-	19	-	0	0	-
ASSETS INSURANCE	18	-	0	0	-	0	-	0	-	19	-	0	0	-
ASIA INSURANCE 1950	18	-	0	0	-	0	-	0	-	19	-	0	0	-
AXA INSURANCE	18	-	0	0	-	-35	-100.00%	-1	-100.00%	18	0.02%	35	1	35.00
BANGKOK UNION INSURANCE	18	-	0	0	-	0	-	0	-	19	-	0	0	-
CHINA INSURANCE	18	-	0	0	-	0	-	0	-	19	-	0	0	-
CHARAN INSURANCE	18	-	0	0	-	0	-	0	-	19	-	0	0	-
ALLIANZ GENERAL INSURANCE	18	-	0	0	-	0	-	0	-	19	-	0	0	-
CHAO PHAYA INSURANCE	18	-	0	0	-	0	-	0	-	19	-	0	0	-
JP INSURANCE	18	-	0	0	-	0	-	0	-	19	-	0	0	-
ERAWAN INSURANCE	18	-	0	0	-	0	-	0	-	19	-	0	0	-
INDARA INSURANCE	18	-	0	0	-	0	-	0	-	19	-	0	0	-
SAJJA INSURANCE	18	-	0	0	-	0	-	0	-	19	-	0	0	-
MITSUI SUMITOMO INSURANCE	18	-	0	0	-	0	-	0	-	19	-	0	0	-

## Insurance Industry Flash Report as at 30 April, 2018 *(Distribution Channel Report)*

Business Type : General Insurance

Code : BA 1.11

Period : January - April 2017 VS January - April 2018

Line of Business : Marine

Sub Class: Hull

Ranked By : Direct Premiums

Source : Non - Life Insurance Distribution Channel Report from Statistics Division of Examination Planning and Development Department, OIC

**Note to the users : Sources of the figures under this Flash Report derived from OIC Monthly Distribution Channel Report. It may not reconcile with the figures derived from Quarterly Financial Report.**

Market Ranking Status: ■ Improved ■ Unchanged ■ Declined

Unit: 1,000 Baht

Companies	2018					Change				2017				
	Rank	Share	Direct Premium	No. of Policy	Av. per Policy	Premium	%Change	No. of Policy	%Change	Rank	Share	Direct Premium	No. of Policy	Av. per Policy
NEW HAMPSHIRE INSURANCE	18	-	0	0	-	0	-	0	-	19	-	0	0	-
NEW INDIA ASSURANCE	18	-	0	0	-	0	-	0	-	19	-	0	0	-
THANACHART INSURANCE	18	-	0	0	-	0	-	0	-	19	-	0	0	-
LMG INSURANCE	18	-	0	0	-	0	-	0	-	19	-	0	0	-
NAM SENG INSURANCE	18	-	0	0	-	0	-	0	-	19	-	0	0	-
TUNE INSURANCE	18	-	0	0	-	0	-	0	-	19	-	0	0	-
THAI PAIBOON INSURANCE	18	-	0	0	-	0	-	0	-	19	-	0	0	-
GENERALI INSURANCE	18	-	0	0	-	0	-	0	-	19	-	0	0	-
PHUTTHATHAM INSURANCE	18	-	0	0	-	0	-	0	-	19	-	0	0	-
ROAD ACCIDENT VICTIMS PROTECTION	18	-	0	0	-	0	-	0	-	19	-	0	0	-
SYN MUN KONG INSURANCE	18	-	0	0	-	0	-	0	-	19	-	0	0	-
TOKIO MARINE INSURANCE	18	-	0	0	-	0	-	0	-	19	-	0	0	-
CIGNA INSURANCE	18	-	0	0	-	0	-	0	-	19	-	0	0	-
THAI INSURANCE	18	-	0	0	-	0	-	0	-	19	-	0	0	-
MITTARE INSURANCE	18	-	0	0	-	0	-	0	-	19	-	0	0	-
THAI SETAKIJ INSURANCE	18	-	0	0	-	0	-	0	-	19	-	0	0	-
THAI PATTANA INSURANCE	18	-	0	0	-	0	-	0	-	19	-	0	0	-
THAIVIVAT INSURANCE	18	-	0	0	-	0	-	0	-	19	-	0	0	-
SOMPO INSURANCE	18	-	0	0	-	0	-	0	-	19	-	0	0	-
AIG INSURANCE	18	-	0	0	-	0	-	0	-	19	-	0	0	-
UNION INSURANCE	18	-	0	0	-	0	-	0	-	19	-	0	0	-
UNION PROSPERS INSURANCE	18	-	0	0	-	0	-	0	-	19	-	0	0	-
AIOI BANGKOK INSURANCE	18	-	0	0	-	0	-	0	-	19	-	0	0	-
PACIFIC CROSS HEALTH INSURANCE	18	-	0	0	-	0	-	0	-	19	-	0	0	-
AETNA HEALTH INSURANCE	18	-	0	0	-	0	-	0	-	19	-	0	0	-
BANGKOK HEALTH INSURANCE	18	-	0	0	-	0	-	0	-	19	-	0	0	-
THAI HEALTH INSURANCE	18	-	0	0	-	0	-	0	-	19	-	0	0	-
AIA (NON-LIFE)	18	-	0	0	-	0	-	0	-	19	-	0	0	-
<b>Total Hull Premium</b>		<b>100.00%</b>	<b>154,818</b>	<b>1,413</b>	<b>109.57</b>	<b>-17,071</b>	<b>-9.93%</b>	<b>-214</b>	<b>-13.15%</b>		<b>100.00%</b>	<b>171,890</b>	<b>1,627</b>	<b>105.65</b>

## Insurance Industry Flash Report as at 30 April, 2018 *(Distribution Channel Report)*

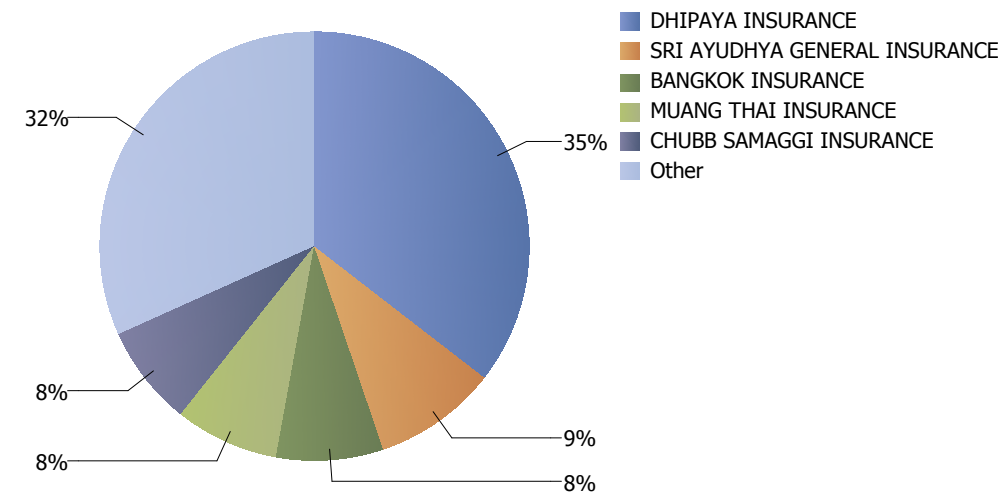
Business Type : General Insurance  
 Code : BA 1.11  
 Period : January - April 2017 VS January - April 2018  
 Line of Business : Marine  
 Sub Class: Hull  
 Ranked By : Direct Premiums

Source : Non - Life Insurance Distribution Channel Report from Statistics Division of Examination Planning and Development Department, OIC

**Note to the users : Sources of the figures under this Flash Report derived from OIC Monthly Distribution Channel Report. It may not reconcile with the figures derived from Quarterly Financial Report.**

### Top 5 Marine Hull: 68%

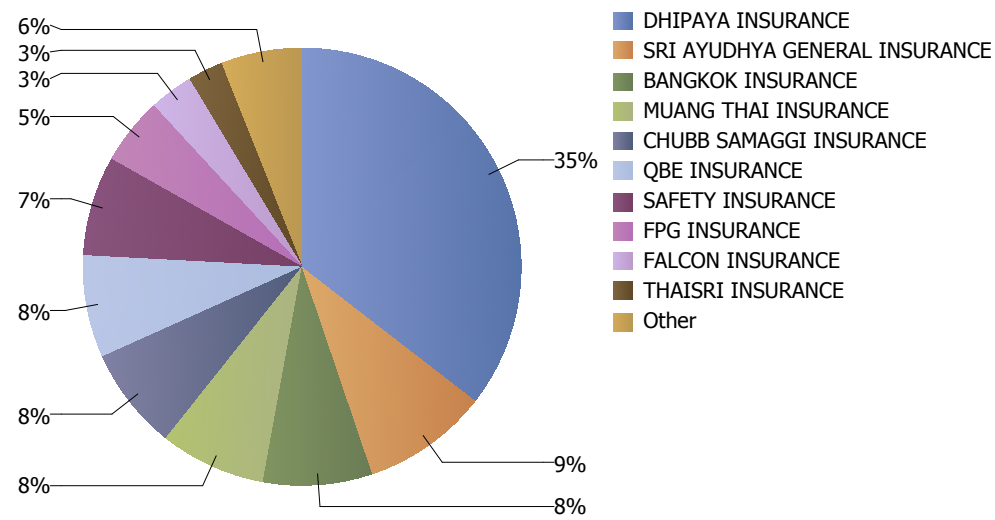
as of 30 April, 2018



Direct Premium

### Top 10 Marine Hull: 94%

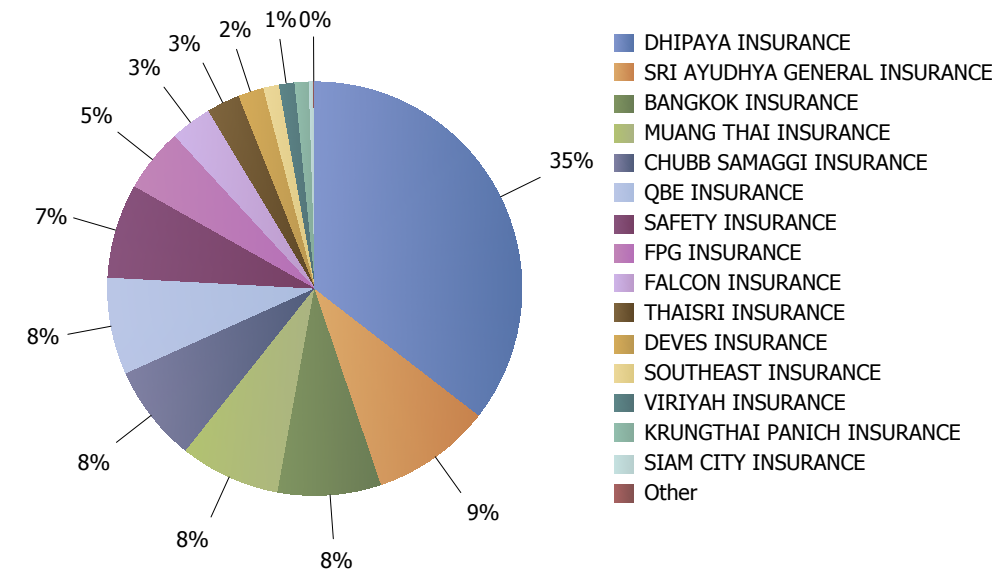
as of 30 April, 2018



Direct Premium

### Top 15 Marine Hull: 100%

as of 30 April, 2018



Direct Premium

## Insurance Industry Flash Report as at 30 April, 2018 *(Distribution Channel Report)*

Business Type : General Insurance

Code : BA 1.11

Period : January - April 2017 VS January - April 2018

Line of Business : Total Miscellaneous

Ranked By : Direct Premiums

Source : Non - Life Insurance Distribution Channel Report from Statistics Division of Examination Planning and Development Department, OIC

**Note to the users : Sources of the figures under this Flash Report derived from OIC Monthly Distribution Channel Report. It may not reconcile with the figures derived from Quarterly Financial Report.**

Market Ranking Status: ■ Improved ■ Unchanged ■ Declined

Unit: 1,000 Baht

Companies	2018					Change				2017				
	Rank	Share	Direct Premium	No. of Policy	Av. per Policy	Premium	%Change	No. of Policy	%Change	Rank	Share	Direct Premium	No. of Policy	Av. per Policy
DHIPAYA INSURANCE	1	14.81%	3,856,194	401,541	9.60	-299,186	-7.20%	23,484	6.21%	1	16.06%	4,155,381	378,057	10.99
BANGKOK INSURANCE	2	10.23%	2,663,803	295,304	9.02	76,883	2.97%	27,122	10.11%	2	10.00%	2,586,920	268,182	9.65
CHUBB SAMAGGI INSURANCE	3	9.09%	2,365,716	978,596	2.42	76,716	3.35%	-72,905	-6.93%	3	8.85%	2,289,000	1,051,501	2.18
TOKIO MARINE INSURANCE	4	5.97%	1,553,701	23,946	64.88	-48,284	-3.01%	1,599	7.16%	5	6.19%	1,601,985	22,347	71.69
MITSUI SUMITOMO INSURANCE	5	5.85%	1,522,199	11,164	136.35	-330,606	-17.84%	1,848	19.84%	4	7.16%	1,852,805	9,316	198.88
MUANG THAI INSURANCE	6	5.49%	1,429,332	183,941	7.77	-49,622	-3.36%	7,199	4.07%	6	5.71%	1,478,954	176,742	8.37
AETNA HEALTH INSURANCE	7	5.41%	1,409,166	22,464	62.73	40,392	2.95%	-6,156	-21.51%	7	5.29%	1,368,774	28,620	47.83
CIGNA INSURANCE	8	4.28%	1,115,054	437,219	2.55	210,407	23.26%	132,143	43.31%	8	3.50%	904,647	305,076	2.97
VIRIYAH INSURANCE	9	3.25%	845,124	522,602	1.62	130,955	18.34%	20,408	4.06%	10	2.76%	714,169	502,194	1.42
SOMPO INSURANCE	10	2.91%	757,049	56,314	13.44	53,365	7.58%	26,210	87.06%	11	2.72%	703,684	30,104	23.38
NEW HAMPSHIRE INSURANCE	11	2.89%	752,842	572,872	1.31	14,518	1.97%	1,549	0.27%	9	2.85%	738,324	571,323	1.29
SOUTHEAST INSURANCE	12	2.52%	655,573	15,841	41.38	275,811	72.63%	188	1.20%	17	1.47%	379,761	15,653	24.26
KRUNGTHAI PANICH INSURANCE	13	1.81%	470,140	470,055	1.00	44,188	10.37%	188,189	66.77%	15	1.65%	425,953	281,866	1.51
AXA INSURANCE	14	1.80%	468,795	55,025	8.52	-71,928	-13.30%	10,809	24.45%	12	2.09%	540,723	44,216	12.23
MSIG INSURANCE	15	1.64%	426,615	98,160	4.35	63,145	17.37%	32,541	49.59%	18	1.40%	363,469	65,619	5.54
THANACHART INSURANCE	16	1.61%	418,491	97,761	4.28	80,230	23.72%	-60,878	-38.38%	19	1.31%	338,260	158,639	2.13
SYN MUN KONG INSURANCE	17	1.43%	372,317	61,468	6.06	131,810	54.80%	-2,703	-4.21%	25	0.93%	240,508	64,171	3.75
SAFETY INSURANCE	18	1.41%	366,242	33,530	10.92	-66,100	-15.29%	-2,546	-7.06%	14	1.67%	432,341	36,076	11.98
ALLIANZ GENERAL INSURANCE	19	1.38%	358,632	50,758	7.07	22,362	6.65%	537	1.07%	20	1.30%	336,270	50,221	6.70
DEVES INSURANCE	20	1.29%	336,100	14,431	23.29	-141,916	-29.69%	201	1.41%	13	1.85%	478,016	14,230	33.59
FALCON INSURANCE	21	1.26%	329,135	13,263	24.82	-81,606	-19.87%	-12,070	-47.65%	16	1.59%	410,740	25,333	16.21
SRI AYUDHYA GENERAL INSURANCE	22	1.19%	310,436	46,991	6.61	4,786	1.57%	13,610	40.77%	22	1.18%	305,649	33,381	9.16
LMG INSURANCE	23	1.13%	293,475	40,133	7.31	-10,159	-3.35%	-344,347	-89.56%	23	1.17%	303,634	384,480	0.79
NAVAKIJ INSURANCE	24	1.12%	290,646	13,133	22.13	35,264	13.81%	984	8.10%	24	0.99%	255,382	12,149	21.02
THAISRI INSURANCE	25	0.96%	250,144	5,532	45.22	-71,280	-22.18%	2,444	79.15%	21	1.24%	321,423	3,088	104.09
GENERALI INSURANCE	26	0.88%	228,252	35,517	6.43	79,801	53.76%	-9,953	-21.89%	31	0.57%	148,451	45,470	3.26
THAIVIVAT INSURANCE	27	0.86%	223,631	165,054	1.35	-4,834	-2.12%	-41,816	-20.21%	26	0.88%	228,465	206,870	1.10
NAM SENG INSURANCE	28	0.81%	209,975	38,685	5.43	64,678	44.51%	12,225	46.20%	32	0.56%	145,297	26,460	5.49
BANGKOK UNION INSURANCE	29	0.74%	192,939	663	291.01	18,271	10.46%	60	9.95%	30	0.67%	174,669	603	289.67
THAI INSURANCE	30	0.69%	179,039	49,558	3.61	-22,598	-11.21%	-10,987	-18.15%	28	0.78%	201,636	60,545	3.33
AIOI BANGKOK INSURANCE	31	0.67%	174,985	1,667	104.97	-629	-0.36%	186	12.56%	29	0.68%	175,615	1,481	118.58
FPG INSURANCE	32	0.63%	163,767	5,030	32.56	44,067	36.81%	1,973	64.54%	34	0.46%	119,700	3,057	39.16
SIAM CITY INSURANCE	33	0.56%	145,470	15,725	9.25	18,132	14.24%	-9,609	-37.93%	33	0.49%	127,338	25,334	5.03



## Insurance Industry Flash Report as at 30 April, 2018 *(Distribution Channel Report)*

Business Type : General Insurance

Code : BA 1.11

Period : January - April 2017 VS January - April 2018

Line of Business : Total Miscellaneous

Ranked By : Direct Premiums

Source : Non - Life Insurance Distribution Channel Report from Statistics Division of Examination Planning and Development Department, OIC

**Note to the users : Sources of the figures under this Flash Report derived from OIC Monthly Distribution Channel Report. It may not reconcile with the figures derived from Quarterly Financial Report.**

Market Ranking Status: ■ Improved ■ Unchanged ■ Declined

Unit: 1,000 Baht

Companies	2018					Change				2017				
	Rank	Share	Direct Premium	No. of Policy	Av. per Policy	Premium	%Change	No. of Policy	%Change	Rank	Share	Direct Premium	No. of Policy	Av. per Policy
QBE INSURANCE	34	0.53%	137,149	762	179.99	-90,699	-39.81%	-1,108	-59.25%	27	0.88%	227,848	1,870	121.84
PACIFIC CROSS HEALTH INSURANCE	35	0.38%	99,843	1,965	50.81	6,033	6.43%	397	25.32%	35	0.36%	93,809	1,568	59.83
TUNE INSURANCE	36	0.37%	97,581	465,225	0.21	16,845	20.86%	30,155	6.93%	37	0.31%	80,736	435,070	0.19
AIG INSURANCE	37	0.30%	79,034	24,843	3.18	-11,170	-12.38%	-1,155	-4.44%	36	0.35%	90,205	25,998	3.47
THAI HEALTH INSURANCE	38	0.30%	77,027	9,770	7.88	2,392	3.21%	997	11.36%	39	0.29%	74,634	8,773	8.51
THAI PAIBOON INSURANCE	39	0.25%	65,315	22,086	2.96	26,125	66.66%	17,723	406.21%	43	0.15%	39,190	4,363	8.98
ASIA INSURANCE 1950	40	0.21%	55,044	17,159	3.21	36,156	191.42%	15,425	889.56%	47	0.07%	18,888	1,734	10.89
ACE INA OVERSEAS INSURANCE	41	0.16%	41,649	120	347.08	-10,651	-20.36%	-10	-7.69%	41	0.20%	52,300	130	402.31
MITTARE INSURANCE	42	0.12%	32,169	13,435	2.39	3,116	10.73%	2,276	20.40%	45	0.11%	29,053	11,159	2.60
INDARA INSURANCE	43	0.11%	29,766	987	30.16	1,057	3.68%	202	25.73%	46	0.11%	28,709	785	36.57
NEW INDIA ASSURANCE	44	0.10%	26,982	112	240.91	-8,148	-23.19%	-49	-30.43%	44	0.14%	35,130	161	218.20
KSK INSURANCE	45	0.10%	26,739	4,824	5.54	-40,954	-60.50%	3,794	368.35%	40	0.26%	67,693	1,030	65.72
ASSETS INSURANCE	46	0.10%	25,999	1,328	19.58	12,496	92.54%	744	127.40%	49	0.05%	13,503	584	23.12
THAI SETAKIJ INSURANCE	47	0.10%	25,307	7,297	3.47	-52,687	-67.55%	5,440	292.95%	38	0.30%	77,994	1,857	42.00
CHAO PHAYA INSURANCE	48	0.09%	22,380	9,388	2.38	-23,436	-51.15%	-9,714	-50.85%	42	0.18%	45,817	19,102	2.40
THAI PATTANA INSURANCE	49	0.07%	16,956	6,834	2.48	1,796	11.85%	3,645	114.30%	48	0.06%	15,159	3,189	4.75
CHARAN INSURANCE	50	0.04%	10,460	475	22.02	59	0.57%	0	0.00%	51	0.04%	10,401	475	21.90
UNION PROSPERS INSURANCE	51	0.04%	10,262	980	10.47	2,755	36.70%	165	20.25%	53	0.03%	7,507	815	9.21
PHUTTHATHAM INSURANCE	52	0.03%	8,312	858	9.69	7	0.08%	-164	-16.05%	52	0.03%	8,305	1,022	8.13
JP INSURANCE	53	0.02%	5,112	525	9.74	2,610	104.35%	417	386.11%	55	0.01%	2,501	108	23.16
AIA (NON-LIFE)	54	0.01%	3,077	80	38.46	-2,442	-44.25%	-56	-41.18%	54	0.02%	5,519	136	40.58
UNION INSURANCE	55	0.00%	247	53	4.67	-61	-19.82%	-17	-24.29%	56	0.00%	308	70	4.41
CHINA INSURANCE	56	-	0	0	-	0	-	0	-	57	-	0	0	-
ERAWAN INSURANCE	56	-	0	0	-	0	-	0	-	57	-	0	0	-
SAJJA INSURANCE	56	-	0	0	-	7,234	-100.00%	-119	-100.00%	60	-0.03%	-7,234	119	-60.79
ROAD ACCIDENT VICTIMS PROTECTION	56	-	0	0	-	0	-	0	-	57	-	0	0	-
BANGKOK HEALTH INSURANCE	60	-0.01%	-1,456	0	-	-14,133	-111.49%	-8	-100.00%	50	0.05%	12,677	8	1,584.58
<b>Total Miscellaneous Premium</b>		<b>100.00%</b>	<b>26,029,932</b>	<b>5,423,049</b>	<b>4.80</b>	<b>151,337</b>	<b>0.58%</b>	<b>519</b>	<b>0.01%</b>		<b>100.00%</b>	<b>25,878,594</b>	<b>5,422,530</b>	<b>4.77</b>

## Insurance Industry Flash Report as at 30 April, 2018 *(Distribution Channel Report)*

Business Type : General Insurance

Code : BA 1.11

Period : January - April 2017 VS January - April 2018

Line of Business : Total Miscellaneous

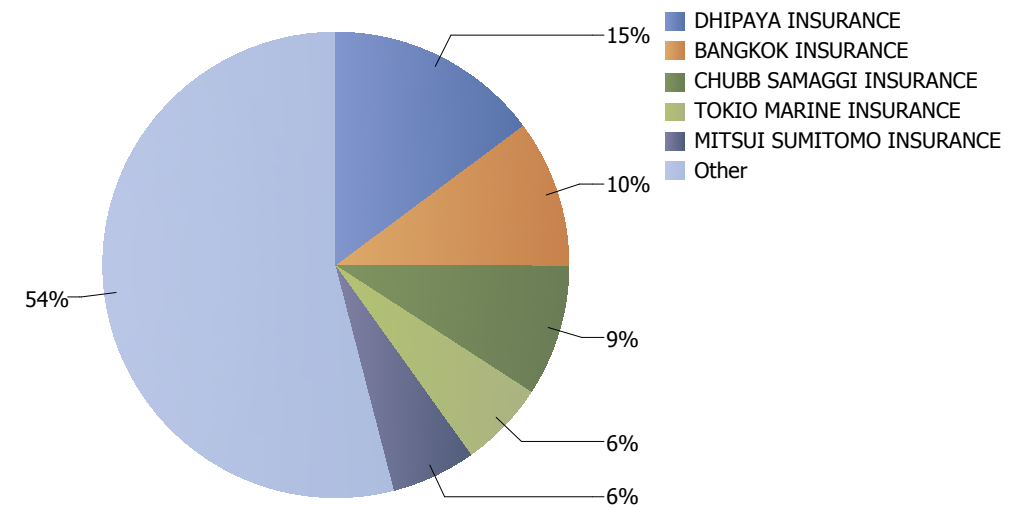
Ranked By : Direct Premiums

Source : Non - Life Insurance Distribution Channel Report from Statistics Division of Examination Planning and Development Department, OIC

**Note to the users : Sources of the figures under this Flash Report derived from OIC Monthly Distribution Channel Report. It may not reconcile with the figures derived from Quarterly Financial Report.**

### Top 5 Miscellaneous : 46%

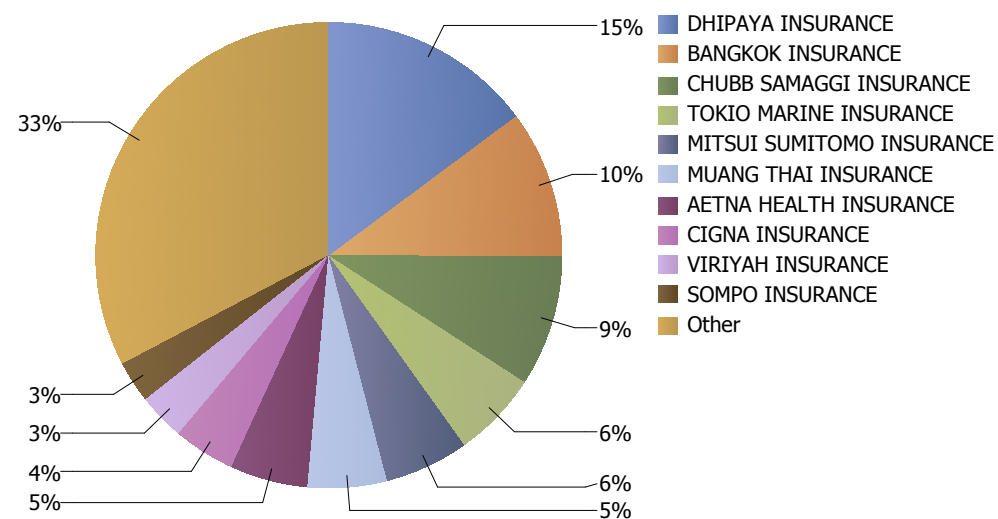
as of 30 April, 2018



Direct Premium

### Top 10 Miscellaneous : 67%

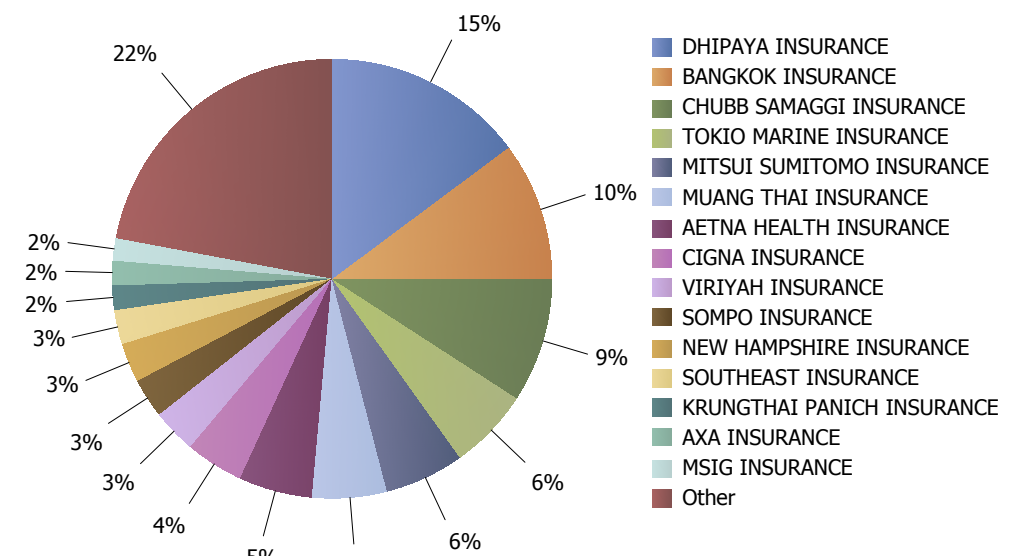
as of 30 April, 2018



Direct Premium

### Top 15 Miscellaneous : 78%

as of 30 April, 2018



Direct Premium

## Insurance Industry Flash Report as at 30 April, 2018 *(Distribution Channel Report)*

Business Type : General Insurance

Code : BA 1.11

Period : January - April 2017 VS January - April 2018

Line of Business : Miscellaneous

Sub Class: IARs

Ranked By : Direct Premiums

Source : Non - Life Insurance Distribution Channel Report from Statistics Division of Examination Planning and Development Department, OIC

**Note to the users : Sources of the figures under this Flash Report derived from OIC Monthly Distribution Channel Report. It may not reconcile with the figures derived from Quarterly Financial Report.**



Market Ranking Status: ■ Improved ■ Unchanged ■ Declined

Unit: 1,000 Baht

Companies	2018					Change				2017				
	Rank	Share	Direct Premium	No. of Policy	Av. per Policy	Premium	%Change	No. of Policy	%Change	Rank	Share	Direct Premium	No. of Policy	Av. per Policy
BANGKOK INSURANCE	1	15.21%	1,213,380	38,082	31.86	6,166	0.51%	3,619	10.50%	2	13.99%	1,207,214	34,463	35.03
DHIPAYA INSURANCE	2	11.92%	950,894	1,498	634.78	-144,404	-13.18%	-55	-3.54%	3	12.69%	1,095,298	1,553	705.28
MITSUI SUMITOMO INSURANCE	3	11.57%	922,409	3,559	259.18	-306,790	-24.96%	217	6.49%	1	14.25%	1,229,199	3,342	367.80
TOKIO MARINE INSURANCE	4	11.31%	902,303	998	904.11	-76,924	-7.86%	16	1.63%	4	11.35%	979,228	982	997.18
SOMPO INSURANCE	5	6.18%	493,258	895	551.13	-4,963	-1.00%	-54	-5.69%	5	5.77%	498,222	949	525.00
MUANG THAI INSURANCE	6	5.44%	433,678	29,033	14.94	-20,465	-4.51%	2,817	10.75%	6	5.26%	454,143	26,216	17.32
VIRIYAH INSURANCE	7	4.38%	349,673	199,110	1.76	33,290	10.52%	12,205	6.53%	8	3.67%	316,382	186,905	1.69
CHUBB SAMAGGI INSURANCE	8	4.34%	345,885	52,015	6.65	15,737	4.77%	-7,025	-11.90%	7	3.83%	330,147	59,040	5.59
SOUTHEAST INSURANCE	9	3.46%	276,340	932	296.50	147,251	114.07%	106	12.83%	16	1.50%	129,089	826	156.28
SRI AYUDHYA GENERAL INSURANCE	10	2.45%	195,233	10,556	18.49	-339	-0.17%	1,684	18.98%	12	2.27%	195,571	8,872	22.04
AXA INSURANCE	11	2.29%	182,907	8,637	21.18	-38,382	-17.34%	-726	-7.75%	10	2.56%	221,289	9,363	23.63
ALLIANZ GENERAL INSURANCE	12	2.11%	168,189	4,808	34.98	11,398	7.27%	113	2.41%	15	1.82%	156,791	4,695	33.40
THAISRI INSURANCE	13	1.89%	150,890	729	206.98	-56,622	-27.29%	-75	-9.33%	11	2.40%	207,511	804	258.10
SAFETY INSURANCE	14	1.76%	140,652	2,781	50.58	-24,379	-14.77%	1,556	127.02%	14	1.91%	165,031	1,225	134.72
FALCON INSURANCE	15	1.69%	134,401	1,029	130.61	-91,236	-40.44%	8	0.78%	9	2.61%	225,637	1,021	221.00
MSIG INSURANCE	16	1.49%	118,699	1,948	60.93	-5,222	-4.21%	135	7.45%	17	1.44%	123,921	1,813	68.35
KRUNGTHAI PANICH INSURANCE	17	1.36%	108,253	1,153	93.89	40,136	58.92%	663	135.31%	23	0.79%	68,117	490	139.01
FPG INSURANCE	18	1.32%	105,084	1,571	66.89	22,624	27.44%	990	170.40%	20	0.96%	82,460	581	141.93
NAVAKIJ INSURANCE	19	1.27%	101,150	2,600	38.90	4,414	4.56%	-142	-5.18%	19	1.12%	96,735	2,742	35.28
DEVES INSURANCE	20	1.15%	91,604	8,997	10.18	-90,338	-49.65%	-377	-4.02%	13	2.11%	181,941	9,374	19.41
AIOI BANGKOK INSURANCE	21	0.96%	76,886	751	102.38	-1,141	-1.46%	92	13.96%	21	0.90%	78,027	659	118.40
LMG INSURANCE	22	0.91%	72,300	2,954	24.48	535	0.75%	-175	-5.59%	22	0.83%	71,765	3,129	22.94
NEW HAMPSHIRE INSURANCE	23	0.68%	54,550	3,832	14.24	2,786	5.38%	-657	-14.64%	25	0.60%	51,763	4,489	11.53
THAI INSURANCE	24	0.65%	52,110	4,774	10.92	12,771	32.46%	3,542	287.50%	26	0.46%	39,338	1,232	31.93
BANGKOK UNION INSURANCE	25	0.58%	46,004	305	150.83	-9,928	-17.75%	20	7.02%	24	0.65%	55,932	285	196.25
AIG INSURANCE	26	0.42%	33,308	3,825	8.71	-3,265	-8.93%	-384	-9.12%	28	0.42%	36,573	4,209	8.69
NEW INDIA ASSURANCE	27	0.33%	26,615	84	316.85	-3,271	-10.95%	-27	-24.32%	29	0.35%	29,886	111	269.24
ASIA INSURANCE 1950	28	0.32%	25,344	14,210	1.78	13,083	106.70%	14,055	9,067.74%	36	0.14%	12,261	155	79.10
SYN MUN KONG INSURANCE	29	0.31%	25,083	323	77.66	-68	-0.27%	-532	-62.22%	30	0.29%	25,151	855	29.42
GENERALI INSURANCE	30	0.30%	23,673	188	125.92	866	3.80%	80	74.07%	32	0.26%	22,807	108	211.18
NAM SENG INSURANCE	31	0.27%	21,139	197	107.30	6,586	45.26%	-13	-6.19%	34	0.17%	14,552	210	69.30
THAI PAIBOON INSURANCE	32	0.23%	18,103	662	27.35	-6,375	-26.04%	-6	-0.90%	31	0.28%	24,478	668	36.64

## Insurance Industry Flash Report as at 30 April, 2018 *(Distribution Channel Report)*

Business Type : General Insurance

Code : BA 1.11

Period : January - April 2017 VS January - April 2018

Line of Business : Miscellaneous

Sub Class: IARs

Ranked By : Direct Premiums

Source : Non - Life Insurance Distribution Channel Report from Statistics Division of Examination Planning and Development Department, OIC

**Note to the users : Sources of the figures under this Flash Report derived from OIC Monthly Distribution Channel Report. It may not reconcile with the figures derived from Quarterly Financial Report.**



Market Ranking Status: ■ Improved ■ Unchanged ■ Declined

Unit: 1,000 Baht

Companies	2018					Change				2017				
	Rank	Share	Direct Premium	No. of Policy	Av. per Policy	Premium	%Change	No. of Policy	%Change	Rank	Share	Direct Premium	No. of Policy	Av. per Policy
QBE INSURANCE	33	0.21%	16,409	411	39.92	-80,940	-83.14%	-690	-62.67%	18	1.13%	97,349	1,101	88.42
THAI SETAKIJ INSURANCE	34	0.20%	16,313	280	58.26	-20,360	-55.52%	-204	-42.15%	27	0.42%	36,673	484	75.77
ASSETS INSURANCE	35	0.20%	16,201	278	58.28	7,447	85.06%	118	73.75%	38	0.10%	8,755	160	54.72
SIAM CITY INSURANCE	36	0.17%	13,271	185	71.74	-2,123	-13.79%	-19	-9.31%	33	0.18%	15,394	204	75.46
THAIVIVAT INSURANCE	37	0.14%	11,159	216	51.66	-1,430	-11.36%	18	9.09%	35	0.15%	12,589	198	63.58
CHARAN INSURANCE	38	0.12%	9,362	176	53.19	-209	-2.18%	35	24.82%	37	0.11%	9,571	141	67.88
INDARA INSURANCE	39	0.11%	8,674	116	74.78	3,895	81.50%	38	48.72%	39	0.06%	4,779	78	61.27
TUNE INSURANCE	40	0.09%	7,053	658	10.72	5,404	327.56%	651	9,300.00%	45	0.02%	1,650	7	235.66
MITTARE INSURANCE	41	0.06%	4,991	359	13.90	401	8.74%	169	88.95%	40	0.05%	4,590	190	24.16
PHUTTHATHAM INSURANCE	42	0.04%	3,262	402	8.11	619	23.43%	25	6.63%	43	0.03%	2,643	377	7.01
CHAO PHAYA INSURANCE	43	0.04%	3,159	46	68.68	426	15.58%	-22	-32.35%	42	0.03%	2,733	68	40.20
KSK INSURANCE	44	0.04%	2,967	50	59.33	-316	-9.62%	-59	-54.13%	41	0.04%	3,282	109	30.11
THANACHART INSURANCE	45	0.03%	2,654	20	132.69	725	37.62%	12	150.00%	44	0.02%	1,928	8	241.06
JP INSURANCE	46	0.00%	165	16	10.28	-323	-66.25%	-4	-20.00%	46	0.01%	487	20	24.37
THAI PATTANA INSURANCE	47	0.00%	70	20	3.48	19	36.47%	12	150.00%	47	0.00%	51	8	6.38
ACE INA OVERSEAS INSURANCE	48	-	0	0	-	-2	-100.00%	0	-	49	0.00%	2	0	-
CHINA INSURANCE	48	-	0	0	-	0	-	0	-	50	-	0	0	-
ERAWAN INSURANCE	48	-	0	0	-	0	-	0	-	50	-	0	0	-
SAJJA INSURANCE	48	-	0	0	-	-44	-100.00%	-11	-100.00%	48	0.00%	44	11	3.97
ROAD ACCIDENT VICTIMS PROTECTION	48	-	0	0	-	0	-	0	-	50	-	0	0	-
CIGNA INSURANCE	48	-	0	0	-	0	-	0	-	50	-	0	0	-
UNION INSURANCE	48	-	0	0	-	0	-	0	-	50	-	0	0	-
UNION PROSPERS INSURANCE	48	-	0	0	-	0	-	0	-	50	-	0	0	-
PACIFIC CROSS HEALTH INSURANCE	48	-	0	0	-	0	-	0	-	50	-	0	0	-
AETNA HEALTH INSURANCE	48	-	0	0	-	0	-	0	-	50	-	0	0	-
BANGKOK HEALTH INSURANCE	48	-	0	0	-	0	-	0	-	50	-	0	0	-
THAI HEALTH INSURANCE	48	-	0	0	-	0	-	0	-	50	-	0	0	-
AIA (NON-LIFE)	48	-	0	0	-	0	-	0	-	50	-	0	0	-
<b>Total IARs Premium</b>		<b>100.00%</b>	<b>7,975,705</b>	<b>406,269</b>	<b>19.63</b>	<b>-653,277</b>	<b>-7.57%</b>	<b>31,739</b>	<b>8.47%</b>		<b>100.00%</b>	<b>8,628,982</b>	<b>374,530</b>	<b>23.04</b>

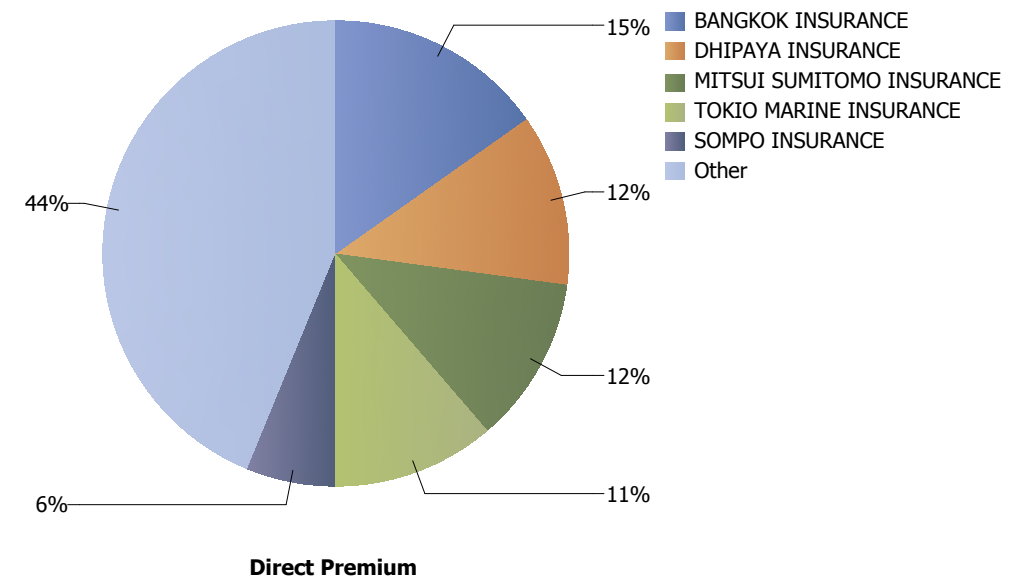
## Insurance Industry Flash Report as at 30 April, 2018 *(Distribution Channel Report)*

Business Type : General Insurance  
 Code : BA 1.11  
 Period : January - April 2017 VS January - April 2018  
 Line of Business : Miscellaneous  
 Sub Class: IARs  
 Ranked By : Direct Premiums

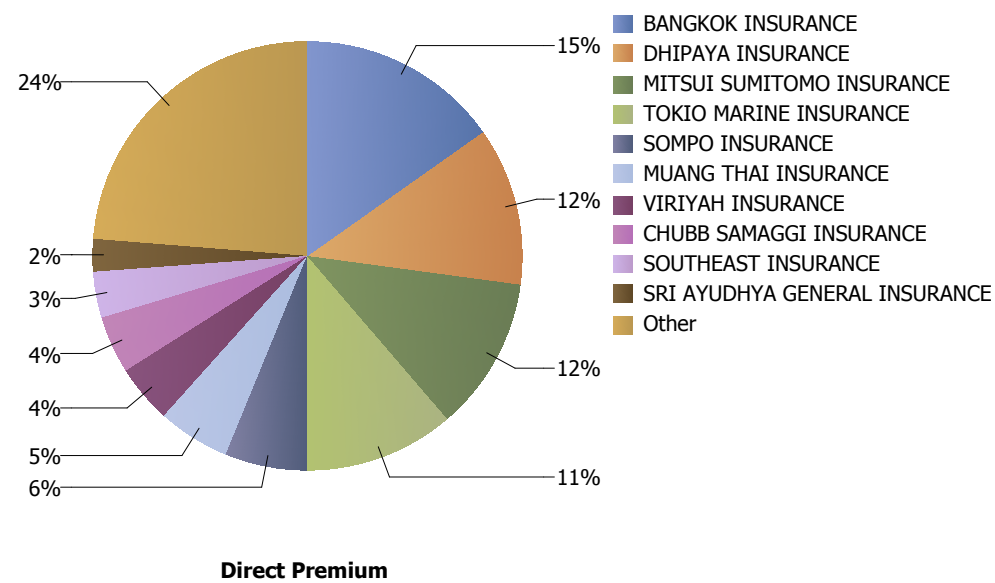
Source : Non - Life Insurance Distribution Channel Report from Statistics Division of Examination Planning and Development Department, OIC

**Note to the users : Sources of the figures under this Flash Report derived from OIC Monthly Distribution Channel Report. It may not reconcile with the figures derived from Quarterly Financial Report.**

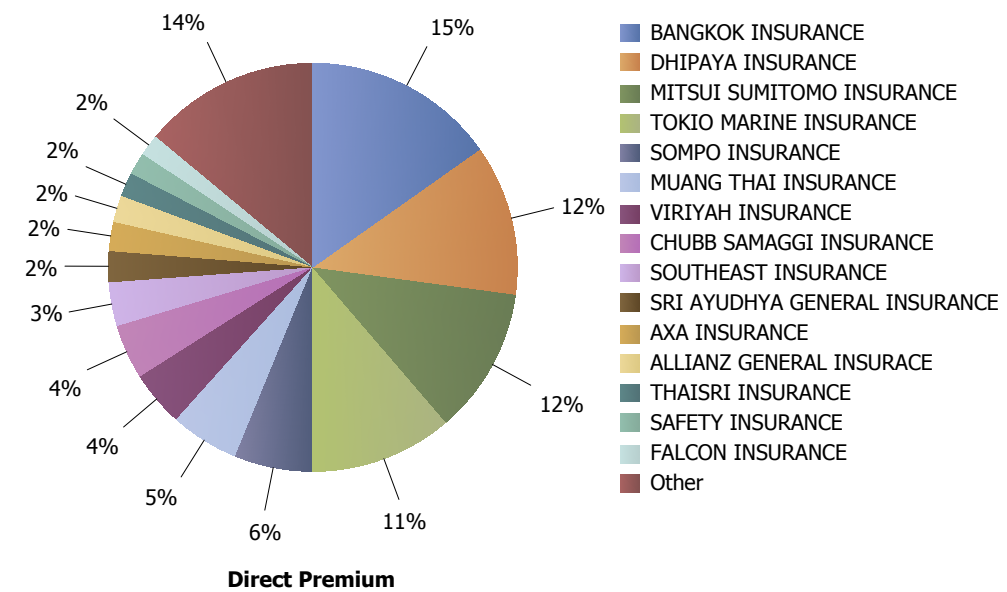
**Top 5 IARs: 56%**  
as of 30 April, 2018



**Top 10 IARs: 76%**  
as of 30 April, 2018



**Top 15 IARs: 86%**  
as of 30 April, 2018





## Insurance Industry Flash Report as at 30 April, 2018 *(Distribution Channel Report)*

Business Type : General Insurance

Code : BA 1.11

Period : January - April 2017 VS January - April 2018

Line of Business : Miscellaneous

Sub Class: Public Liability

Ranked By : Direct Premiums

Source : Non - Life Insurance Distribution Channel Report from Statistics Division of Examination Planning and Development Department, OIC

**Note to the users : Sources of the figures under this Flash Report derived from OIC Monthly Distribution Channel Report. It may not reconcile with the figures derived from Quarterly Financial Report.**



Market Ranking Status: ■ Improved ■ Unchanged ■ Declined

Unit: 1,000 Baht

Companies	2018					Change				2017				
	Rank	Share	Direct Premium	No. of Policy	Av. per Policy	Premium	%Change	No. of Policy	%Change	Rank	Share	Direct Premium	No. of Policy	Av. per Policy
BANGKOK INSURANCE	1	15.86%	183,522	3,317	55.33	13,533	7.96%	236	7.66%	1	15.26%	169,989	3,081	55.17
NEW HAMPSHIRE INSURANCE	2	9.16%	105,989	1,028	103.10	-9,402	-8.15%	-27	-2.56%	2	10.36%	115,391	1,055	109.38
TOKIO MARINE INSURANCE	3	7.64%	88,336	326	270.97	-4,594	-4.94%	-18	-5.23%	3	8.34%	92,930	344	270.14
CHUBB SAMAGGI INSURANCE	4	7.38%	85,357	792	107.77	11,136	15.00%	164	26.11%	7	6.66%	74,222	628	118.19
SOMPO INSURANCE	5	7.21%	83,419	1,391	59.97	1,375	1.68%	153	12.36%	5	7.36%	82,044	1,238	66.27
MITSUI SUMITOMO INSURANCE	6	6.62%	76,606	436	175.70	-15,904	-17.19%	-59	-11.92%	4	8.30%	92,510	495	186.89
MUANG THAI INSURANCE	7	6.52%	75,381	547	137.81	-904	-1.19%	-421	-43.49%	6	6.85%	76,285	968	78.81
SOUTHEAST INSURANCE	8	4.91%	56,846	352	161.49	31,780	126.79%	-4	-1.12%	14	2.25%	25,066	356	70.41
ALLIANZ GENERAL INSURANCE	9	4.64%	53,726	490	109.64	5,541	11.50%	261	113.97%	9	4.33%	48,185	229	210.41
DHIPAYA INSURANCE	10	3.66%	42,342	526	80.50	9,181	27.69%	222	73.03%	10	2.98%	33,161	304	109.08
ACE INA OVERSEAS INSURANCE	11	3.60%	41,646	120	347.05	-9,947	-19.28%	-8	-6.25%	8	4.63%	51,593	128	403.07
SAFETY INSURANCE	12	2.83%	32,718	216	151.47	21,208	184.26%	30	16.13%	20	1.03%	11,510	186	61.88
MSIG INSURANCE	13	2.82%	32,579	1,121	29.06	2,803	9.41%	-928	-45.29%	12	2.67%	29,775	2,049	14.53
VIRIYAH INSURANCE	14	2.49%	28,833	2,862	10.07	5,052	21.25%	736	34.62%	16	2.13%	23,781	2,126	11.19
THAISRI INSURANCE	15	1.78%	20,560	114	180.35	-6,788	-24.82%	-38	-25.00%	13	2.45%	27,349	152	179.93
AXA INSURANCE	16	1.64%	19,023	790	24.08	2,804	17.29%	144	22.29%	17	1.46%	16,219	646	25.11
FALCON INSURANCE	17	1.27%	14,653	1,012	14.48	-1,352	-8.45%	796	368.52%	18	1.44%	16,005	216	74.10
GENERALI INSURANCE	18	1.18%	13,604	84	161.95	6,160	82.76%	34	68.00%	22	0.67%	7,443	50	148.87
QBE INSURANCE	19	1.14%	13,193	153	86.23	-18,939	-58.94%	-322	-67.79%	11	2.88%	32,132	475	67.65
THAI PAIBOON INSURANCE	20	1.06%	12,241	26	470.81	9,809	403.29%	2	8.33%	29	0.22%	2,432	24	101.34
DEVES INSURANCE	21	1.02%	11,772	685	17.19	260	2.25%	-5	-0.72%	19	1.03%	11,513	690	16.68
SRI AYUDHYA GENERAL INSURANCE	22	0.79%	9,113	762	11.96	759	9.09%	292	62.13%	21	0.75%	8,353	470	17.77
KSK INSURANCE	23	0.68%	7,876	181	43.51	-17,143	-68.52%	26	16.77%	15	2.25%	25,020	155	161.42
AIG INSURANCE	24	0.67%	7,747	559	13.86	1,618	26.39%	-23	-3.95%	23	0.55%	6,130	582	10.53
FPG INSURANCE	25	0.58%	6,704	156	42.97	1,632	32.19%	82	110.81%	25	0.46%	5,072	74	68.54
MITTARE INSURANCE	26	0.40%	4,667	1,003	4.65	3,058	190.04%	742	284.29%	32	0.14%	1,609	261	6.16
NAVAKIJ INSURANCE	27	0.35%	4,078	496	8.22	27	0.68%	44	9.73%	26	0.36%	4,051	452	8.96
AIOI BANGKOK INSURANCE	28	0.35%	4,029	128	31.47	-1,946	-32.57%	38	42.22%	24	0.54%	5,975	90	66.38
NAM SENG INSURANCE	29	0.31%	3,570	387	9.23	540	17.82%	18	4.88%	28	0.27%	3,030	369	8.21
THAI INSURANCE	30	0.26%	3,034	211	14.38	-565	-15.71%	24	12.83%	27	0.32%	3,599	187	19.25
ASSETS INSURANCE	31	0.23%	2,640	152	17.37	847	47.26%	127	508.00%	30	0.16%	1,793	25	71.72
PHUTTHATHAM INSURANCE	32	0.18%	2,062	45	45.83	450	27.91%	15	50.00%	31	0.14%	1,612	30	53.74

## Insurance Industry Flash Report as at 30 April, 2018 *(Distribution Channel Report)*

Business Type : General Insurance

Code : BA 1.11

Period : January - April 2017 VS January - April 2018

Line of Business : Miscellaneous

Sub Class: Public Liability

Ranked By : Direct Premiums

Source : Non - Life Insurance Distribution Channel Report from Statistics Division of Examination Planning and Development Department, OIC

**Note to the users : Sources of the figures under this Flash Report derived from OIC Monthly Distribution Channel Report. It may not reconcile with the figures derived from Quarterly Financial Report.**



Market Ranking Status: ■ Improved ■ Unchanged ■ Declined

Unit: 1,000 Baht

Companies	2018					Change				2017				
	Rank	Share	Direct Premium	No. of Policy	Av. per Policy	Premium	%Change	No. of Policy	%Change	Rank	Share	Direct Premium	No. of Policy	Av. per Policy
BANGKOK UNION INSURANCE	33	0.13%	1,466	118	12.42	564	62.55%	3	2.61%	38	0.08%	902	115	7.84
SYN MUN KONG INSURANCE	34	0.11%	1,327	232	5.72	-94	-6.60%	-37	-13.75%	33	0.13%	1,421	269	5.28
KRUNGTHAI PANICH INSURANCE	35	0.10%	1,194	55	21.70	182	18.03%	15	37.50%	36	0.09%	1,011	40	25.28
JP INSURANCE	36	0.08%	912	472	1.93	912	-	472	-	46	-	0	0	-
THAI SETAKIJ INSURANCE	37	0.07%	761	77	9.88	-224	-22.74%	4	5.48%	37	0.09%	985	73	13.49
TUNE INSURANCE	38	0.06%	732	12	61.02	-286	-28.10%	-2	-14.29%	35	0.09%	1,018	14	72.75
SIAM CITY INSURANCE	39	0.06%	721	137	5.26	-371	-33.99%	66	92.96%	34	0.10%	1,092	71	15.38
ASIA INSURANCE 1950	40	0.06%	662	1,287	0.51	338	104.33%	1,164	946.34%	41	0.03%	324	123	2.63
THAIVIVAT INSURANCE	41	0.04%	514	22	23.36	-118	-18.63%	-2	-8.33%	40	0.06%	632	24	26.32
INDARA INSURANCE	42	0.04%	497	36	13.81	-175	-26.04%	8	28.57%	39	0.06%	672	28	24.00
CHARAN INSURANCE	43	0.01%	103	12	8.62	6	6.27%	0	0.00%	42	0.01%	97	12	8.11
CHAO PHAYA INSURANCE	44	0.01%	79	29	2.73	14	21.05%	-4	-12.12%	43	0.01%	65	33	1.98
THAI PATTANA INSURANCE	45	0.00%	28	7	3.93	-2	-8.33%	-1	-12.50%	44	0.00%	30	8	3.75
CHINA INSURANCE	46	-	0	0	-	0	-	0	-	46	-	0	0	-
ERAWAN INSURANCE	46	-	0	0	-	0	-	0	-	46	-	0	0	-
SAJJA INSURANCE	46	-	0	0	-	-2	-100.00%	-1	-100.00%	45	0.00%	2	1	2.00
THANACHART INSURANCE	46	-	0	0	-	6	-100.00%	1	-100.00%	60	0.00%	-6	-1	6.15
LMG INSURANCE	46	-	0	0	-	0	-	0	-	46	-	0	0	-
ROAD ACCIDENT VICTIMS PROTECTION	46	-	0	0	-	0	-	0	-	46	-	0	0	-
CIGNA INSURANCE	46	-	0	0	-	0	-	0	-	46	-	0	0	-
UNION INSURANCE	46	-	0	0	-	0	-	0	-	46	-	0	0	-
UNION PROSPERS INSURANCE	46	-	0	0	-	0	-	0	-	46	-	0	0	-
PACIFIC CROSS HEALTH INSURANCE	46	-	0	0	-	0	-	0	-	46	-	0	0	-
AETNA HEALTH INSURANCE	46	-	0	0	-	0	-	0	-	46	-	0	0	-
BANGKOK HEALTH INSURANCE	46	-	0	0	-	0	-	0	-	46	-	0	0	-
THAI HEALTH INSURANCE	46	-	0	0	-	0	-	0	-	46	-	0	0	-
AIA (NON-LIFE)	46	-	0	0	-	0	-	0	-	46	-	0	0	-
NEW INDIA ASSURANCE	60	0.00%	0	5	-0.09	0	-	5	-	46	-	0	0	-
<b>Total Public Liability Premium</b>		<b>100.00%</b>	<b>1,156,860</b>	<b>22,969</b>	<b>50.37</b>	<b>42,838</b>	<b>3.85%</b>	<b>4,024</b>	<b>21.24%</b>		<b>100.00%</b>	<b>1,114,022</b>	<b>18,945</b>	<b>58.80</b>

## Insurance Industry Flash Report as at 30 April, 2018 *(Distribution Channel Report)*

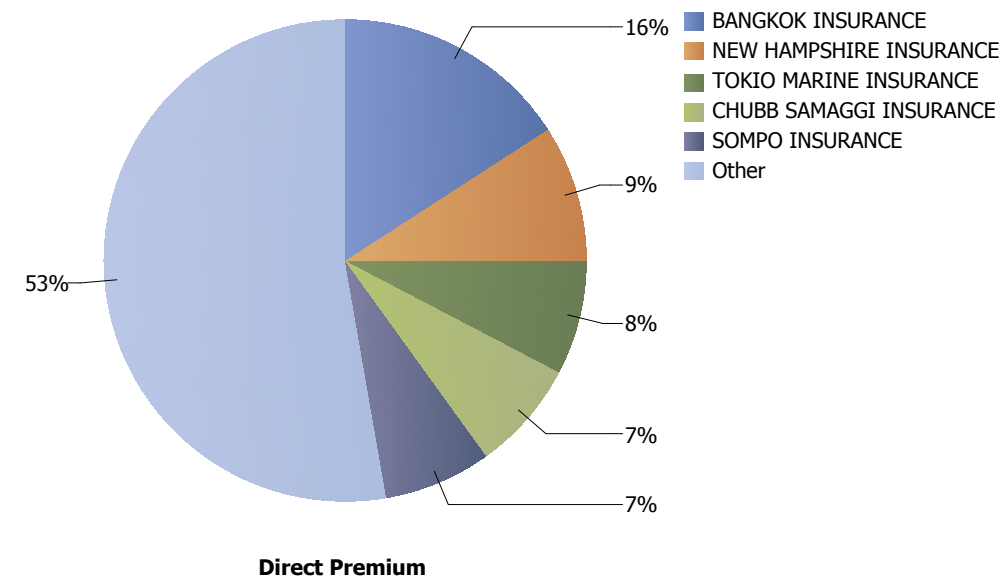
**Business Type : General Insurance**  
**Code : BA 1.11**  
**Period : January - April 2017 VS January - April 2018**  
**Line of Business : Miscellaneous**  
**Sub Class: Public Liability**  
**Ranked By : Direct Premiums**

Source : Non - Life Insurance Distribution Channel Report from Statistics Division of Examination Planning and Development Department, OIC

**Note to the users : Sources of the figures under this Flash Report derived from OIC Monthly Distribution Channel Report. It may not reconcile with the figures derived from Quarterly Financial Report.**

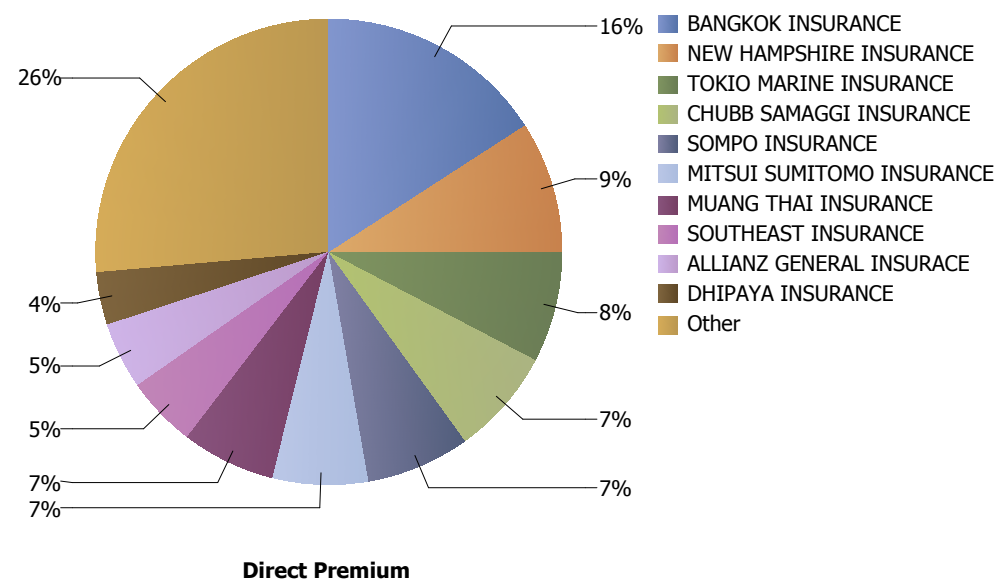
### Top 5 Public Liability: 47%

as of 30 April, 2018



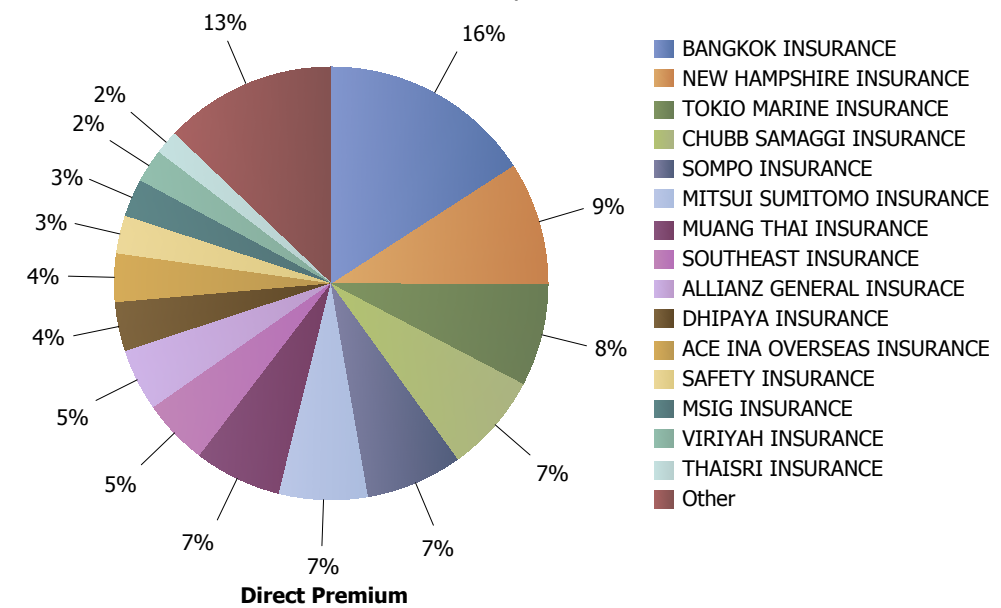
### Top 10 Public Liability: 74%

as of 30 April, 2018



### Top 15 Public Liability: 87%

as of 30 April, 2018



## Insurance Industry Flash Report as at 30 April, 2018 *(Distribution Channel Report)*

Business Type : General Insurance

Code : BA 1.11

Period : January - April 2017 VS January - April 2018

Line of Business : Miscellaneous

Sub Class: Engineering

Ranked By : Direct Premiums

Source : Non - Life Insurance Distribution Channel Report from Statistics Division of Examination Planning and Development Department, OIC

**Note to the users : Sources of the figures under this Flash Report derived from OIC Monthly Distribution Channel Report. It may not reconcile with the figures derived from Quarterly Financial Report.**

Market Ranking Status: ■ Improved ■ Unchanged ■ Declined

Unit: 1,000 Baht

Companies	2018					Change				2017				
	Rank	Share	Direct Premium	No. of Policy	Av. per Policy	Premium	%Change	No. of Policy	%Change	Rank	Share	Direct Premium	No. of Policy	Av. per Policy
BANGKOK INSURANCE	1	22.14%	229,447	1,280	179.26	99,466	76.52%	206	19.18%	3	14.19%	129,981	1,074	121.02
DHIPAYA INSURANCE	2	14.04%	145,498	1,271	114.48	-27,774	-16.03%	233	22.45%	1	18.92%	173,272	1,038	166.93
MITSUI SUMITOMO INSURANCE	3	11.52%	119,353	909	131.30	-29,793	-19.98%	-235	-20.54%	2	16.28%	149,146	1,144	130.37
SOUTHEAST INSURANCE	4	8.69%	90,070	489	184.19	51,919	136.09%	15	3.16%	7	4.17%	38,151	474	80.49
MUANG THAI INSURANCE	5	6.23%	64,611	962	67.16	23,513	57.21%	158	19.65%	5	4.49%	41,098	804	51.12
ALLIANZ GENERAL INSURANCE	6	4.51%	46,794	994	47.08	9,004	23.83%	-67	-6.31%	8	4.13%	37,790	1,061	35.62
CHUBB SAMAGGI INSURANCE	7	3.47%	35,941	152	236.46	16,855	88.31%	9	6.29%	12	2.08%	19,086	143	133.47
TOKIO MARINE INSURANCE	8	3.13%	32,405	163	198.80	-5,968	-15.55%	7	4.49%	6	4.19%	38,372	156	245.98
FALCON INSURANCE	9	3.12%	32,332	608	53.18	4,406	15.78%	242	66.12%	9	3.05%	27,926	366	76.30
VIRIYAH INSURANCE	10	2.80%	29,016	418	69.42	10,239	54.53%	68	19.43%	13	2.05%	18,777	350	53.65
SAFETY INSURANCE	11	2.56%	26,546	470	56.48	-19,389	-42.21%	-477	-50.37%	4	5.02%	45,936	947	48.51
DEVES INSURANCE	12	2.54%	26,344	393	67.03	647	2.52%	-120	-23.39%	10	2.81%	25,697	513	50.09
SOMPO INSURANCE	13	1.92%	19,890	130	153.00	-977	-4.68%	25	23.81%	11	2.28%	20,867	105	198.73
NAVAKIJ INSURANCE	14	1.90%	19,701	869	22.67	1,947	10.97%	140	19.20%	15	1.94%	17,754	729	24.35
THAISRI INSURANCE	15	1.50%	15,595	113	138.01	-2,846	-15.43%	17	17.71%	14	2.01%	18,441	96	192.10
MSIG INSURANCE	16	1.31%	13,557	619	21.90	5,824	75.32%	312	101.63%	21	0.84%	7,733	307	25.19
BANGKOK UNION INSURANCE	17	1.25%	12,994	83	156.55	9,291	250.91%	47	130.56%	25	0.40%	3,703	36	102.86
KRUNGTHAI PANICH INSURANCE	18	1.13%	11,679	263	44.41	-4,056	-25.78%	-87	-24.86%	17	1.72%	15,735	350	44.96
NAM SENG INSURANCE	19	1.11%	11,498	26	442.24	9,922	629.55%	-1	-3.70%	30	0.17%	1,576	27	58.37
SRI AYUDHYA GENERAL INSURANCE	20	0.77%	8,013	135	59.35	342	4.46%	22	19.47%	22	0.84%	7,671	113	67.88
THAI SETAKIJ INSURANCE	21	0.70%	7,301	369	19.79	-8,534	-53.89%	129	53.75%	16	1.73%	15,835	240	65.98
LMG INSURANCE	22	0.61%	6,280	268	23.43	216	3.57%	42	18.58%	23	0.66%	6,064	226	26.83
AXA INSURANCE	23	0.52%	5,379	293	18.36	-7,097	-56.88%	4	1.38%	18	1.36%	12,476	289	43.17
GENERALI INSURANCE	24	0.37%	3,810	10	381.03	-7,360	-65.89%	-6	-37.50%	19	1.22%	11,171	16	698.17
QBE INSURANCE	25	0.33%	3,427	29	118.17	-6,374	-65.03%	-32	-52.46%	20	1.07%	9,801	61	160.67
INDARA INSURANCE	26	0.30%	3,100	37	83.78	1,427	85.30%	15	68.18%	29	0.18%	1,673	22	76.05
THAI INSURANCE	27	0.27%	2,805	177	15.85	-721	-20.46%	-17	-8.76%	26	0.39%	3,527	194	18.18
AIOI BANGKOK INSURANCE	28	0.24%	2,468	91	27.12	635	34.63%	49	116.67%	28	0.20%	1,833	42	43.64
CHAO PHAYA INSURANCE	29	0.22%	2,282	48	47.54	1,384	153.99%	-18	-27.27%	34	0.10%	898	66	13.61
SIAM CITY INSURANCE	30	0.19%	1,998	146	13.69	-1,325	-39.86%	-47	-24.35%	27	0.36%	3,323	193	17.22
ASIA INSURANCE 1950	31	0.14%	1,498	9	166.43	1,248	499.38%	-6	-40.00%	38	0.03%	250	15	16.66
MITTARE INSURANCE	32	0.13%	1,367	58	23.57	859	169.14%	40	222.22%	37	0.06%	508	18	28.22

## Insurance Industry Flash Report as at 30 April, 2018 *(Distribution Channel Report)*

Business Type : General Insurance

Code : BA 1.11

Period : January - April 2017 VS January - April 2018

Line of Business : Miscellaneous

Sub Class: Engineering

Ranked By : Direct Premiums

Source : Non - Life Insurance Distribution Channel Report from Statistics Division of Examination Planning and Development Department, OIC

**Note to the users : Sources of the figures under this Flash Report derived from OIC Monthly Distribution Channel Report. It may not reconcile with the figures derived from Quarterly Financial Report.**



Market Ranking Status: ■ Improved ■ Unchanged ■ Declined

Unit: 1,000 Baht

Companies	2018					Change				2017				
	Rank	Share	Direct Premium	No. of Policy	Av. per Policy	Premium	%Change	No. of Policy	%Change	Rank	Share	Direct Premium	No. of Policy	Av. per Policy
ASSETS INSURANCE	33	0.13%	1,339	42	31.87	825	160.40%	27	180.00%	36	0.06%	514	15	34.27
KSK INSURANCE	34	0.11%	1,089	21	51.86	-12	-1.09%	-13	-38.24%	33	0.12%	1,101	34	32.38
SYN MUN KONG INSURANCE	35	0.03%	283	6	47.22	-877	-75.59%	-72	-92.31%	32	0.13%	1,160	78	14.88
TUNE INSURANCE	36	0.03%	280	9	31.06	499	-227.36%	3	50.00%	60	-0.02%	-220	6	-36.58
NEW INDIA ASSURANCE	37	0.02%	189	6	31.48	-4,622	-96.07%	-11	-64.71%	24	0.53%	4,811	17	283.02
THAIVIVAT INSURANCE	38	0.01%	150	4	37.38	-681	-81.99%	-6	-60.00%	35	0.09%	830	10	83.03
JP INSURANCE	39	0.01%	105	6	17.44	-125	-54.38%	-6	-50.00%	39	0.03%	229	12	19.11
CHARAN INSURANCE	40	0.00%	42	3	14.05	-17	-29.06%	-1	-25.00%	41	0.01%	59	4	14.86
ACE INA OVERSEAS INSURANCE	41	0.00%	4	0	-	-1,235	-99.71%	-2	-100.00%	31	0.14%	1,238	2	619.18
CHINA INSURANCE	42	-	0	0	-	0	-	0	-	42	-	0	0	-
ERAWAN INSURANCE	42	-	0	0	-	0	-	0	-	42	-	0	0	-
SAJJA INSURANCE	42	-	0	0	-	-149	-100.00%	-10	-100.00%	40	0.02%	149	10	14.92
FPG INSURANCE	42	-	0	0	-	0	-	0	-	42	-	0	0	-
NEW HAMPSHIRE INSURANCE	42	-	0	0	-	0	-	0	-	42	-	0	0	-
THANACHART INSURANCE	42	-	0	0	-	0	-	0	-	42	-	0	0	-
THAI PAIBOON INSURANCE	42	-	0	0	-	6	-100.00%	0	-	59	0.00%	-6	0	-
PHUTTHATHAM INSURANCE	42	-	0	0	-	0	-	0	-	42	-	0	0	-
ROAD ACCIDENT VICTIMS PROTECTION	42	-	0	0	-	0	-	0	-	42	-	0	0	-
CIGNA INSURANCE	42	-	0	0	-	0	-	0	-	42	-	0	0	-
THAI PATTANA INSURANCE	42	-	0	0	-	0	-	0	-	42	-	0	0	-
AIG INSURANCE	42	-	0	0	-	0	-	0	-	42	-	0	0	-
UNION INSURANCE	42	-	0	0	-	0	-	0	-	42	-	0	0	-
UNION PROSPERS INSURANCE	42	-	0	0	-	0	-	0	-	42	-	0	0	-
PACIFIC CROSS HEALTH INSURANCE	42	-	0	0	-	0	-	0	-	42	-	0	0	-
AETNA HEALTH INSURANCE	42	-	0	0	-	0	-	0	-	42	-	0	0	-
BANGKOK HEALTH INSURANCE	42	-	0	0	-	0	-	0	-	42	-	0	0	-
THAI HEALTH INSURANCE	42	-	0	0	-	0	-	0	-	42	-	0	0	-
AIA (NON-LIFE)	42	-	0	0	-	0	-	0	-	42	-	0	0	-
<b>Total Engineering Premium</b>		<b>100.00%</b>	<b>1,036,480</b>	<b>11,979</b>	<b>86.52</b>	<b>120,541</b>	<b>13.16%</b>	<b>576</b>	<b>5.05%</b>		<b>100.00%</b>	<b>915,939</b>	<b>11,403</b>	<b>80.32</b>



## Insurance Industry Flash Report as at 30 April, 2018 *(Distribution Channel Report)*

Business Type : General Insurance

Code : BA 1.11

Period : January - April 2017 VS January - April 2018

Line of Business : Miscellaneous

Sub Class: Engineering

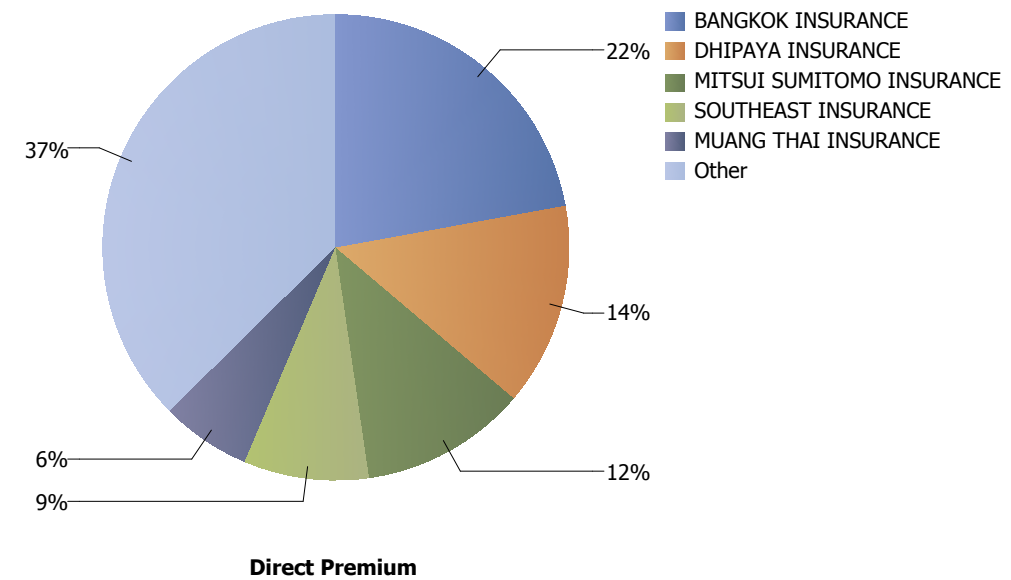
Ranked By : Direct Premiums

Source : Non - Life Insurance Distribution Channel Report from Statistics Division of Examination Planning and Development Department, OIC

**Note to the users : Sources of the figures under this Flash Report derived from OIC Monthly Distribution Channel Report. It may not reconcile with the figures derived from Quarterly Financial Report.**

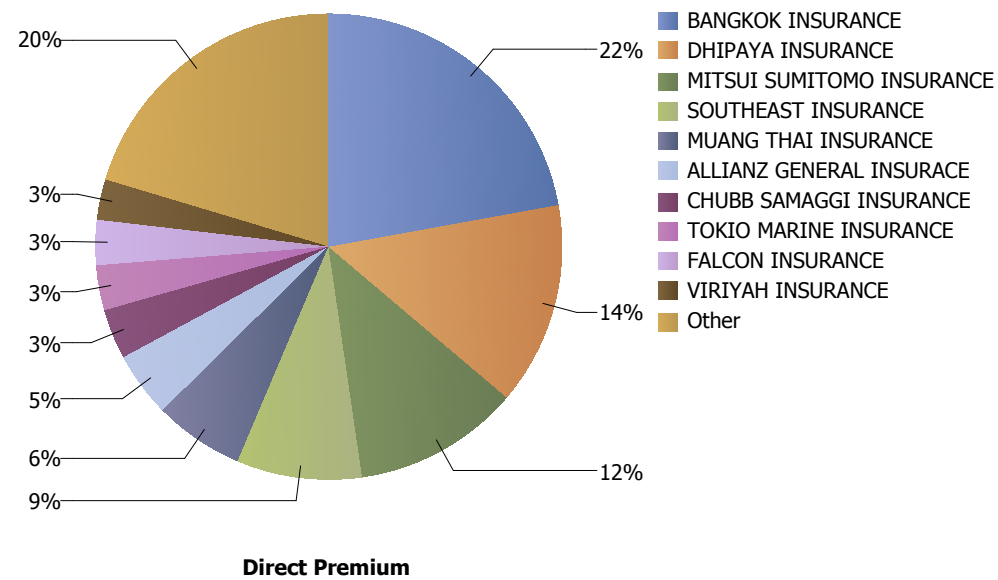
### Top 5 Engineering: 63%

as of 30 April, 2018



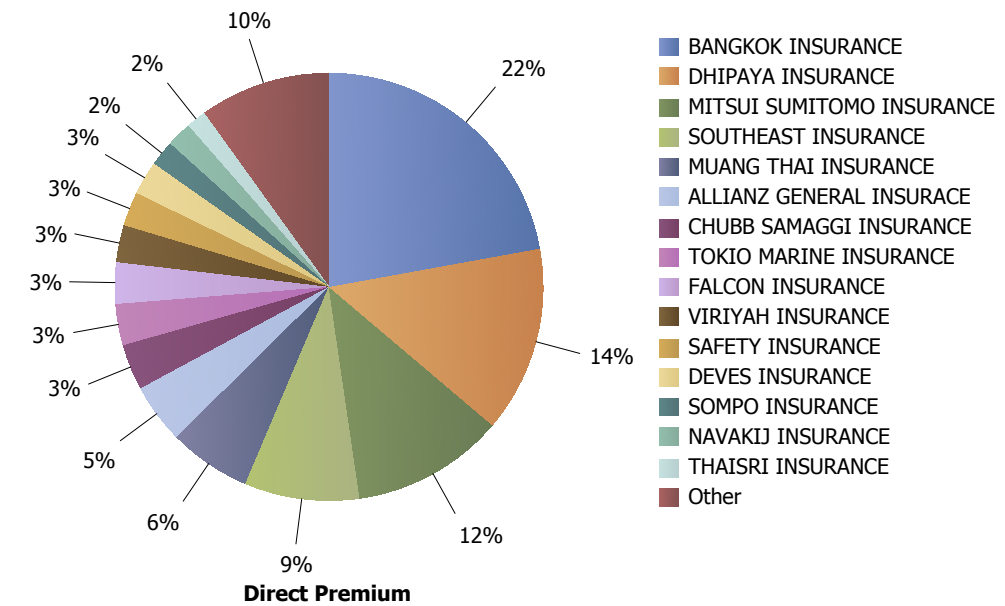
### Top 10 Engineering: 80%

as of 30 April, 2018



### Top 15 Engineering: 90%

as of 30 April, 2018



## Insurance Industry Flash Report as at 30 April, 2018 *(Distribution Channel Report)*

Business Type : General Insurance

Code : BA 1.11

Period : January - April 2017 VS January - April 2018

Line of Business : Miscellaneous

Sub Class: Aviation

Ranked By : Direct Premiums

Source : Non - Life Insurance Distribution Channel Report from Statistics Division of Examination Planning and Development Department, OIC

**Note to the users : Sources of the figures under this Flash Report derived from OIC Monthly Distribution Channel Report. It may not reconcile with the figures derived from Quarterly Financial Report.**



Market Ranking Status: ■ Improved ■ Unchanged ■ Declined

Unit: 1,000 Baht

Companies	2018					Change				2017				
	Rank	Share	Direct Premium	No. of Policy	Av. per Policy	Premium	%Change	No. of Policy	%Change	Rank	Share	Direct Premium	No. of Policy	Av. per Policy
DHIPAYA INSURANCE	1	61.91%	64,586	19	3,399.24	23,714	58.02%	8	72.73%	2	25.53%	40,872	11	3,715.62
BANGKOK INSURANCE	2	34.76%	36,265	87	416.83	-82,285	-69.41%	37	74.00%	1	74.06%	118,549	50	2,370.99
MUANG THAI INSURANCE	3	3.29%	3,433	2	1,716.68	2,825	464.62%	0	0.00%	3	0.38%	608	2	304.04
NAVAKIJ INSURANCE	4	0.04%	37	10	3.66	0	-0.79%	1	11.11%	4	0.02%	37	9	4.10
ACE INA OVERSEAS INSURANCE	5	-	0	0	-	0	-	0	-	6	-	0	0	-
KSK INSURANCE	5	-	0	0	-	0	-	0	-	6	-	0	0	-
ASSETS INSURANCE	5	-	0	0	-	0	-	0	-	6	-	0	0	-
ASIA INSURANCE 1950	5	-	0	0	-	0	-	0	-	6	-	0	0	-
AXA INSURANCE	5	-	0	0	-	0	-	0	-	6	-	0	0	-
BANGKOK UNION INSURANCE	5	-	0	0	-	0	-	0	-	6	-	0	0	-
CHINA INSURANCE	5	-	0	0	-	0	-	0	-	6	-	0	0	-
MSIG INSURANCE	5	-	0	0	-	0	-	0	-	6	-	0	0	-
CHARAN INSURANCE	5	-	0	0	-	-5	-100.00%	-1	-100.00%	5	0.00%	5	1	4.70
ALLIANZ GENERAL INSURANCE	5	-	0	0	-	0	-	0	-	6	-	0	0	-
CHAO PHAYA INSURANCE	5	-	0	0	-	0	-	0	-	6	-	0	0	-
JP INSURANCE	5	-	0	0	-	0	-	0	-	6	-	0	0	-
DEVES INSURANCE	5	-	0	0	-	0	-	0	-	6	-	0	0	-
ERAWAN INSURANCE	5	-	0	0	-	0	-	0	-	6	-	0	0	-
INDARA INSURANCE	5	-	0	0	-	0	-	0	-	6	-	0	0	-
SAJJA INSURANCE	5	-	0	0	-	0	-	0	-	6	-	0	0	-
KRUNGTHAI PANICH INSURANCE	5	-	0	0	-	0	-	0	-	6	-	0	0	-
MITSUI SUMITOMO INSURANCE	5	-	0	0	-	0	-	0	-	6	-	0	0	-
FPG INSURANCE	5	-	0	0	-	0	-	0	-	6	-	0	0	-
NEW HAMPSHIRE INSURANCE	5	-	0	0	-	0	-	0	-	6	-	0	0	-
NEW INDIA ASSURANCE	5	-	0	0	-	0	-	0	-	6	-	0	0	-
THANACHART INSURANCE	5	-	0	0	-	0	-	0	-	6	-	0	0	-
LMG INSURANCE	5	-	0	0	-	0	-	0	-	6	-	0	0	-
NAM SENG INSURANCE	5	-	0	0	-	0	-	0	-	6	-	0	0	-
TUNE INSURANCE	5	-	0	0	-	0	-	0	-	6	-	0	0	-
THAI PAIBOON INSURANCE	5	-	0	0	-	0	-	0	-	6	-	0	0	-
GENERALI INSURANCE	5	-	0	0	-	0	-	0	-	6	-	0	0	-
PHUTTHATHAM INSURANCE	5	-	0	0	-	0	-	0	-	6	-	0	0	-

## Insurance Industry Flash Report as at 30 April, 2018 *(Distribution Channel Report)*

Business Type : General Insurance

Code : BA 1.11

Period : January - April 2017 VS January - April 2018

Line of Business : Miscellaneous

Sub Class: Aviation

Ranked By : Direct Premiums

Source : Non - Life Insurance Distribution Channel Report from Statistics Division of Examination Planning and Development Department, OIC

**Note to the users : Sources of the figures under this Flash Report derived from OIC Monthly Distribution Channel Report. It may not reconcile with the figures derived from Quarterly Financial Report.**



Market Ranking Status: ■ Improved ■ Unchanged ■ Declined

Unit: 1,000 Baht

Companies	2018					Change				2017				
	Rank	Share	Direct Premium	No. of Policy	Av. per Policy	Premium	%Change	No. of Policy	%Change	Rank	Share	Direct Premium	No. of Policy	Av. per Policy
QBE INSURANCE	5	-	0	0	-	0	-	0	-	6	-	0	0	-
ROAD ACCIDENT VICTIMS PROTECTION	5	-	0	0	-	0	-	0	-	6	-	0	0	-
SOUTHEAST INSURANCE	5	-	0	0	-	0	-	0	-	6	-	0	0	-
SIAM CITY INSURANCE	5	-	0	0	-	0	-	0	-	6	-	0	0	-
CHUBB SAMAGGI INSURANCE	5	-	0	0	-	0	-	0	-	6	-	0	0	-
SYN MUN KONG INSURANCE	5	-	0	0	-	0	-	0	-	6	-	0	0	-
TOKIO MARINE INSURANCE	5	-	0	0	-	0	-	0	-	6	-	0	0	-
SAFETY INSURANCE	5	-	0	0	-	0	-	0	-	6	-	0	0	-
CIGNA INSURANCE	5	-	0	0	-	0	-	0	-	6	-	0	0	-
THAI INSURANCE	5	-	0	0	-	0	-	0	-	6	-	0	0	-
THAISRI INSURANCE	5	-	0	0	-	0	-	0	-	6	-	0	0	-
MITTARE INSURANCE	5	-	0	0	-	0	-	0	-	6	-	0	0	-
THAI SETAKIJ INSURANCE	5	-	0	0	-	0	-	0	-	6	-	0	0	-
THAI PATTANA INSURANCE	5	-	0	0	-	0	-	0	-	6	-	0	0	-
THAIVIVAT INSURANCE	5	-	0	0	-	0	-	0	-	6	-	0	0	-
SOMPO INSURANCE	5	-	0	0	-	0	-	0	-	6	-	0	0	-
AIG INSURANCE	5	-	0	0	-	0	-	0	-	6	-	0	0	-
UNION INSURANCE	5	-	0	0	-	0	-	0	-	6	-	0	0	-
UNION PROSPERS INSURANCE	5	-	0	0	-	0	-	0	-	6	-	0	0	-
VIRIYAH INSURANCE	5	-	0	0	-	0	-	0	-	6	-	0	0	-
SRI AYUDHYA GENERAL INSURANCE	5	-	0	0	-	0	-	0	-	6	-	0	0	-
AIOI BANGKOK INSURANCE	5	-	0	0	-	0	-	0	-	6	-	0	0	-
PACIFIC CROSS HEALTH INSURANCE	5	-	0	0	-	0	-	0	-	6	-	0	0	-
AETNA HEALTH INSURANCE	5	-	0	0	-	0	-	0	-	6	-	0	0	-
BANGKOK HEALTH INSURANCE	5	-	0	0	-	0	-	0	-	6	-	0	0	-
THAI HEALTH INSURANCE	5	-	0	0	-	0	-	0	-	6	-	0	0	-
AIA (NON-LIFE)	5	-	0	0	-	0	-	0	-	6	-	0	0	-
FALCON INSURANCE	5	-	0	0	-	0	-	0	-	6	-	0	0	-
<b>Total Aviation Premium</b>		<b>100.00%</b>	<b>104,320</b>	<b>118</b>	<b>884.07</b>	<b>-55,751</b>	<b>-34.83%</b>	<b>45</b>	<b>61.64%</b>		<b>100.00%</b>	<b>160,071</b>	<b>73</b>	<b>2,192.75</b>

## Insurance Industry Flash Report as at 30 April, 2018 *(Distribution Channel Report)*

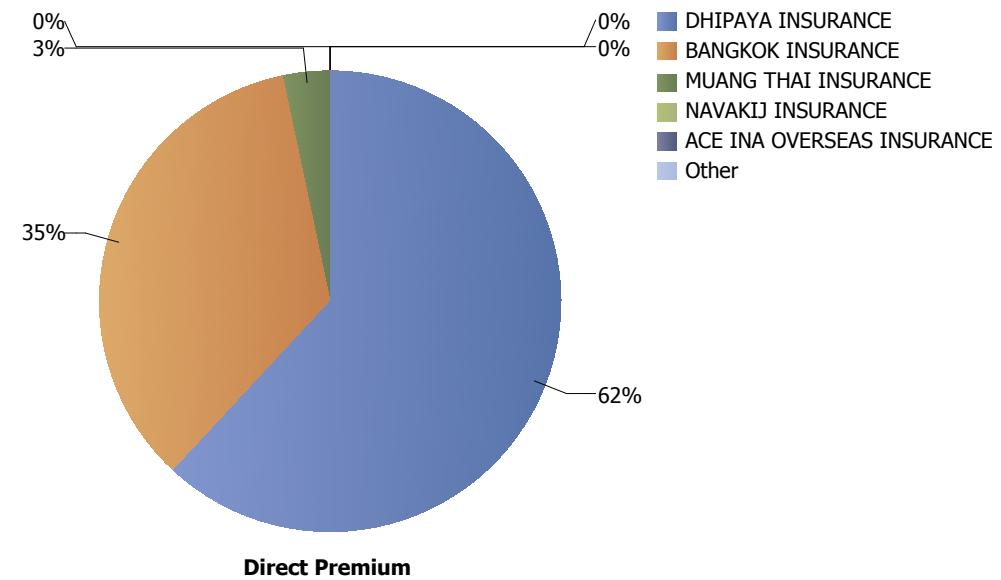
Business Type : General Insurance  
 Code : BA 1.11  
 Period : January - April 2017 VS January - April 2018  
 Line of Business : Miscellaneous  
 Sub Class: Aviation  
 Ranked By : Direct Premiums

Source : Non - Life Insurance Distribution Channel Report from Statistics Division of Examination Planning and Development Department, OIC

**Note to the users : Sources of the figures under this Flash Report derived from OIC Monthly Distribution Channel Report. It may not reconcile with the figures derived from Quarterly Financial Report.**

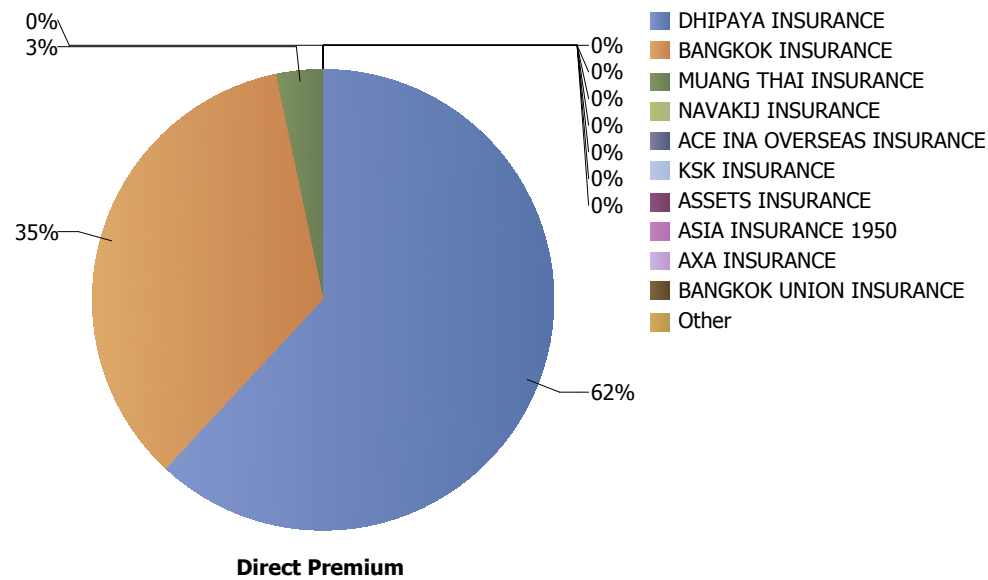
**Top 5 Aviation: 100%**

as of 30 April, 2018



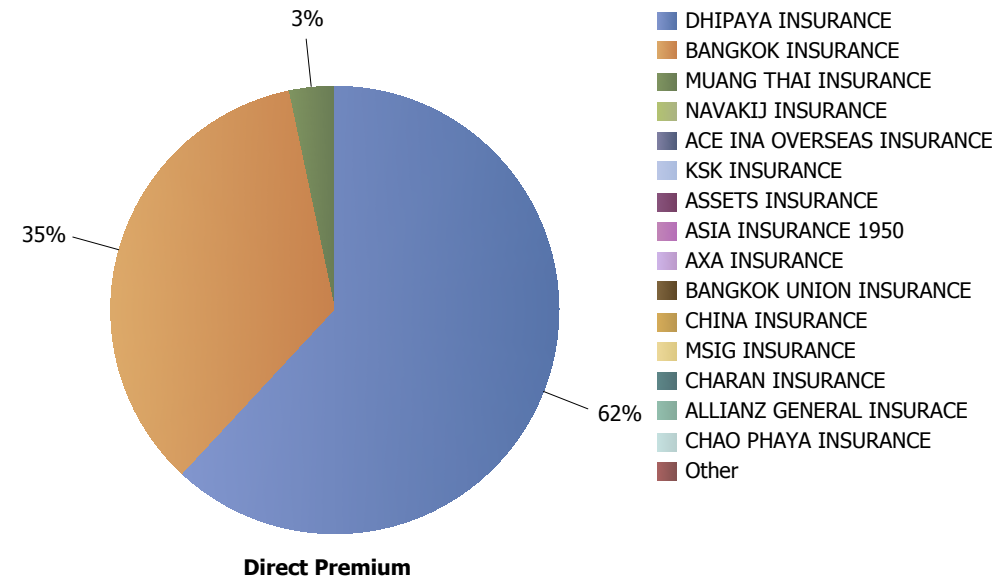
**Top 10 Aviation: 100%**

as of 30 April, 2018



**Top 15 Aviation: 100%**

as of 30 April, 2018



## Insurance Industry Flash Report as at 30 April, 2018 *(Distribution Channel Report)*

Business Type : General Insurance

Code : BA 1.11

Period : January - April 2017 VS January - April 2018

Line of Business : Miscellaneous

Sub Class: PA

Ranked By : Direct Premiums

Source : Non - Life Insurance Distribution Channel Report from Statistics Division of Examination Planning and Development Department, OIC

**Note to the users : Sources of the figures under this Flash Report derived from OIC Monthly Distribution Channel Report. It may not reconcile with the figures derived from Quarterly Financial Report.**



Market Ranking Status: ■ Improved ■ Unchanged ■ Declined

Unit: 1,000 Baht

Companies	2018					Change				2017				
	Rank	Share	Direct Premium	No. of Policy	Av. per Policy	Premium	%Change	No. of Policy	%Change	Rank	Share	Direct Premium	No. of Policy	Av. per Policy
DHIPAYA INSURANCE	1	24.20%	2,268,281	316,761	7.16	-96,765	-4.09%	20,845	7.04%	1	26.32%	2,365,046	295,916	7.99
CHUBB SAMAGGI INSURANCE	2	18.63%	1,746,297	845,564	2.07	113,129	6.93%	-131,995	-13.50%	2	18.17%	1,633,168	977,559	1.67
CIGNA INSURANCE	3	6.70%	628,010	225,080	2.79	74,056	13.37%	22,003	10.83%	5	6.16%	553,954	203,077	2.73
BANGKOK INSURANCE	4	6.45%	604,156	140,853	4.29	16,099	2.74%	19,512	16.08%	4	6.54%	588,057	121,341	4.85
MUANG THAI INSURANCE	5	6.36%	596,558	144,602	4.13	-78,182	-11.59%	7,150	5.20%	3	7.51%	674,740	137,452	4.91
NEW HAMPSHIRE INSURANCE	6	4.68%	438,286	533,655	0.82	48,576	12.46%	9,201	1.75%	6	4.34%	389,710	524,454	0.74
THANACHART INSURANCE	7	4.30%	403,049	95,463	4.22	79,758	24.67%	-60,842	-38.93%	7	3.60%	323,291	156,305	2.07
KRUNGTHAI PANICH INSURANCE	8	3.53%	330,817	467,109	0.71	25,797	8.46%	186,397	66.40%	8	3.39%	305,020	280,712	1.09
SYN MUN KONG INSURANCE	9	3.14%	294,399	52,444	5.61	139,536	90.10%	-871	-1.63%	11	1.72%	154,864	53,315	2.90
TOKIO MARINE INSURANCE	10	3.09%	289,560	22,415	12.92	32,007	12.43%	1,588	7.62%	9	2.87%	257,553	20,827	12.37
MSIG INSURANCE	11	2.15%	201,391	86,293	2.33	49,314	32.43%	32,290	59.79%	12	1.69%	152,078	54,003	2.82
LMG INSURANCE	12	1.52%	142,590	31,326	4.55	-25,767	-15.30%	-344,478	-91.66%	10	1.87%	168,357	375,804	0.45
NAM SENG INSURANCE	13	1.52%	142,559	37,974	3.75	24,271	20.52%	12,199	47.33%	13	1.32%	118,288	25,775	4.59
THAI INSURANCE	14	1.29%	120,940	44,305	2.73	8,697	7.75%	-7,809	-14.98%	14	1.25%	112,243	52,114	2.15
VIRIYAH INSURANCE	15	1.05%	98,375	237,676	0.41	-2,871	-2.84%	-448	-0.19%	15	1.13%	101,246	238,124	0.43
SIAM CITY INSURANCE	16	1.05%	98,314	13,612	7.22	508	0.52%	-9,611	-41.39%	17	1.09%	97,806	23,223	4.21
SOMPO INSURANCE	17	0.99%	92,357	53,784	1.72	37,193	67.42%	26,054	93.96%	24	0.61%	55,164	27,730	1.99
TUNE INSURANCE	18	0.95%	89,471	464,521	0.19	12,475	16.20%	30,001	6.90%	19	0.86%	76,996	434,520	0.18
FALCON INSURANCE	19	0.89%	83,477	6,376	13.09	12,998	18.44%	-683	-9.68%	20	0.78%	70,479	7,059	9.98
GENERALI INSURANCE	20	0.85%	79,356	26,303	3.02	-20,960	-20.89%	-18,148	-40.83%	16	1.12%	100,316	44,451	2.26
DEVES INSURANCE	21	0.84%	78,757	2,889	27.26	-10,695	-11.96%	1,148	65.94%	18	1.00%	89,452	1,741	51.38
SOUTHEAST INSURANCE	22	0.84%	78,303	10,076	7.77	29,968	62.00%	-224	-2.17%	26	0.54%	48,335	10,300	4.69
ALLIANZ GENERAL INSURANCE	23	0.68%	63,724	44,128	1.44	-2,016	-3.07%	235	0.54%	23	0.73%	65,740	43,893	1.50
AXA INSURANCE	24	0.64%	59,895	44,209	1.35	16,962	39.51%	12,025	37.36%	29	0.48%	42,933	32,184	1.33
SAFETY INSURANCE	25	0.54%	50,673	13,669	3.71	4,862	10.61%	2,993	28.03%	27	0.51%	45,811	10,676	4.29
SRI AYUDHYA GENERAL INSURANCE	26	0.45%	42,228	21,924	1.93	-23,676	-35.93%	2,889	15.18%	22	0.73%	65,904	19,035	3.46
AIG INSURANCE	27	0.35%	32,775	20,422	1.60	-10,528	-24.31%	-751	-3.55%	28	0.48%	43,303	21,173	2.05
THAI PAIBOON INSURANCE	28	0.35%	32,755	21,310	1.54	24,966	320.53%	18,177	580.18%	37	0.09%	7,789	3,133	2.49
FPG INSURANCE	29	0.33%	30,715	3,133	9.80	10,623	52.87%	799	34.23%	34	0.22%	20,093	2,334	8.61
THAIVIVAT INSURANCE	30	0.29%	27,643	41,029	0.67	3,193	13.06%	-11,576	-22.01%	31	0.27%	24,450	52,605	0.46
INDARA INSURANCE	31	0.18%	17,140	721	23.77	-4,252	-19.88%	146	25.39%	33	0.24%	21,392	575	37.20
NAVAKIJ INSURANCE	32	0.14%	13,190	5,871	2.25	-56,402	-81.05%	-528	-8.25%	21	0.77%	69,592	6,399	10.88



## Insurance Industry Flash Report as at 30 April, 2018 *(Distribution Channel Report)*

Business Type : General Insurance

Code : BA 1.11

Period : January - April 2017 VS January - April 2018

Line of Business : Miscellaneous

Sub Class: PA

Ranked By : Direct Premiums

Source : Non - Life Insurance Distribution Channel Report from Statistics Division of Examination Planning and Development Department, OIC

**Note to the users : Sources of the figures under this Flash Report derived from OIC Monthly Distribution Channel Report. It may not reconcile with the figures derived from Quarterly Financial Report.**



Market Ranking Status: ■ Improved ■ Unchanged ■ Declined

Unit: 1,000 Baht

Companies	2018					Change				2017				
	Rank	Share	Direct Premium	No. of Policy	Av. per Policy	Premium	%Change	No. of Policy	%Change	Rank	Share	Direct Premium	No. of Policy	Av. per Policy
MITTARE INSURANCE	33	0.13%	12,522	10,657	1.17	1,352	12.11%	1,219	12.92%	35	0.12%	11,169	9,438	1.18
MITSUI SUMITOMO INSURANCE	34	0.13%	11,919	878	13.58	-40,893	-77.43%	-3,304	-79.01%	25	0.59%	52,812	4,182	12.63
ASIA INSURANCE 1950	35	0.12%	10,808	1,653	6.54	4,755	78.55%	212	14.71%	38	0.07%	6,053	1,441	4.20
THAISRI INSURANCE	36	0.11%	10,312	3,629	2.84	-259	-2.45%	1,882	107.73%	36	0.12%	10,571	1,747	6.05
KSK INSURANCE	37	0.11%	9,933	4,518	2.20	-27,129	-73.20%	3,846	572.32%	30	0.41%	37,062	672	55.15
CHAO PHAYA INSURANCE	38	0.09%	8,528	6,829	1.25	-15,176	-64.02%	-8,941	-56.70%	32	0.26%	23,704	15,770	1.50
PACIFIC CROSS HEALTH INSURANCE	39	0.07%	6,784	352	19.27	5,292	354.68%	47	15.41%	44	0.02%	1,492	305	4.89
ASSETS INSURANCE	40	0.06%	5,373	850	6.32	2,932	120.08%	466	121.35%	42	0.03%	2,441	384	6.36
THAI PATTANA INSURANCE	41	0.05%	4,625	5,641	0.82	3,571	338.66%	4,963	732.01%	46	0.01%	1,054	678	1.56
JP INSURANCE	42	0.04%	3,931	31	126.80	2,146	120.26%	-45	-59.21%	43	0.02%	1,785	76	23.48
BANGKOK UNION INSURANCE	43	0.04%	3,445	121	28.47	335	10.77%	-4	-3.20%	40	0.03%	3,111	125	24.88
AIOI BANGKOK INSURANCE	44	0.03%	2,643	546	4.84	170	6.87%	10	1.87%	41	0.03%	2,473	536	4.61
AIA (NON-LIFE)	45	0.03%	2,589	66	39.22	-1,620	-38.50%	-11	-14.29%	39	0.05%	4,209	77	54.66
PHUTTHATHAM INSURANCE	46	0.02%	1,896	236	8.03	481	34.01%	108	84.38%	45	0.02%	1,415	128	11.05
QBE INSURANCE	47	0.01%	501	81	6.19	140	38.78%	-38	-31.93%	48	0.00%	361	119	3.03
CHARAN INSURANCE	48	0.00%	332	230	1.44	61	22.67%	-3	-1.29%	50	0.00%	270	233	1.16
THAI SETAKIJ INSURANCE	49	0.00%	255	6,510	0.04	51	24.91%	5,528	562.93%	51	0.00%	204	982	0.21
UNION INSURANCE	50	0.00%	247	53	4.67	-61	-19.82%	-17	-24.29%	49	0.00%	308	70	4.41
THAI HEALTH INSURANCE	51	0.00%	181	91	1.99	181	-	91	-	54	-	0	0	-
UNION PROSPERS INSURANCE	52	0.00%	120	79	1.52	-10	-7.69%	8	11.27%	52	0.00%	130	71	1.83
ACE INA OVERSEAS INSURANCE	53	-	0	0	-	0	-	0	-	54	-	0	0	-
CHINA INSURANCE	53	-	0	0	-	0	-	0	-	54	-	0	0	-
ERAWAN INSURANCE	53	-	0	0	-	0	-	0	-	54	-	0	0	-
SAJJA INSURANCE	53	-	0	0	-	18,502	-100.00%	-77	-100.00%	60	-0.21%	-18,502	77	-240.29
NEW INDIA ASSURANCE	53	-	0	1	0.00	-432	-100.00%	-32	-96.97%	47	0.00%	432	33	13.09
ROAD ACCIDENT VICTIMS PROTECTION	53	-	0	0	-	0	-	0	-	54	-	0	0	-
AETNA HEALTH INSURANCE	53	-	0	0	-	0	-	0	-	54	-	0	0	-
BANGKOK HEALTH INSURANCE	60	0.00%	-18	0	-	-110	-119.37%	-8	-100.00%	53	0.00%	92	8	11.49
<b>Total PA Premium</b>		<b>100.00%</b>	<b>9,372,967</b>	<b>4,118,549</b>	<b>2.28</b>	<b>387,153</b>	<b>4.31%</b>	<b>-176,412</b>	<b>-4.11%</b>		<b>100.00%</b>	<b>8,985,814</b>	<b>4,294,961</b>	<b>2.09</b>

## Insurance Industry Flash Report as at 30 April, 2018 *(Distribution Channel Report)*

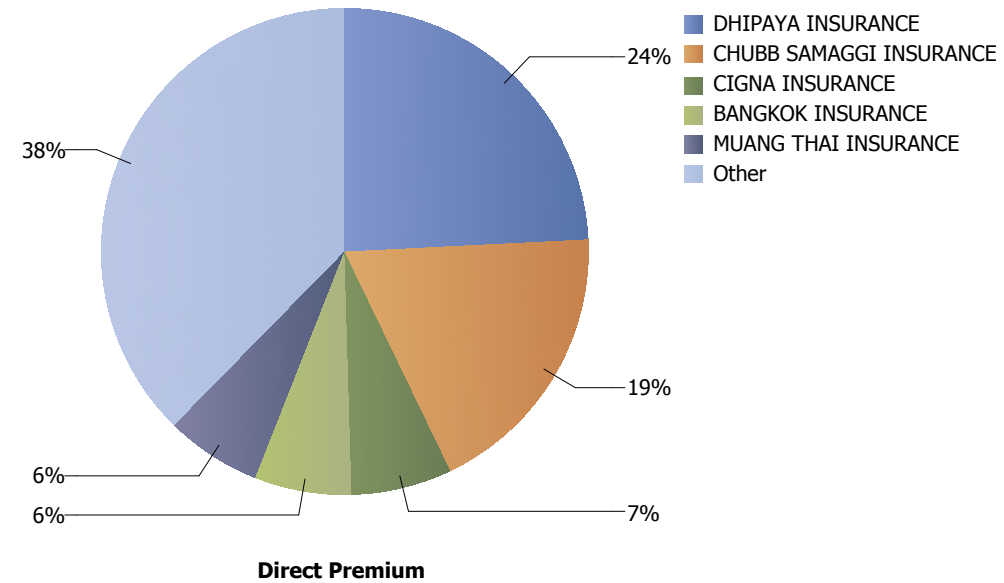
Business Type : General Insurance  
 Code : BA 1.11  
 Period : January - April 2017 VS January - April 2018  
 Line of Business : Miscellaneous  
 Sub Class: PA  
 Ranked By : Direct Premiums

Source : Non - Life Insurance Distribution Channel Report from Statistics Division of Examination Planning and Development Department, OIC

**Note to the users : Sources of the figures under this Flash Report derived from OIC Monthly Distribution Channel Report. It may not reconcile with the figures derived from Quarterly Financial Report.**

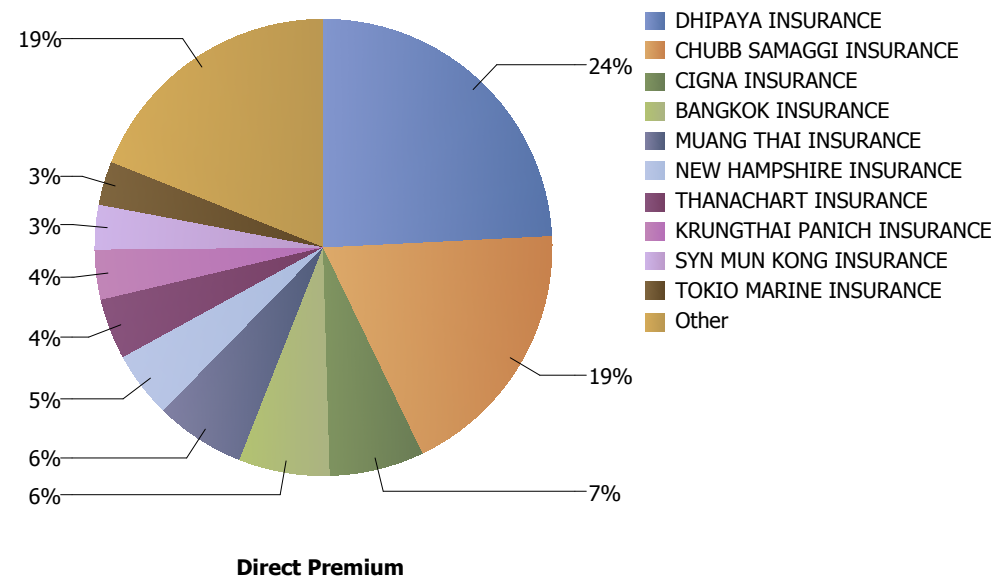
**Top 5 PA: 62%**

as of 30 April, 2018



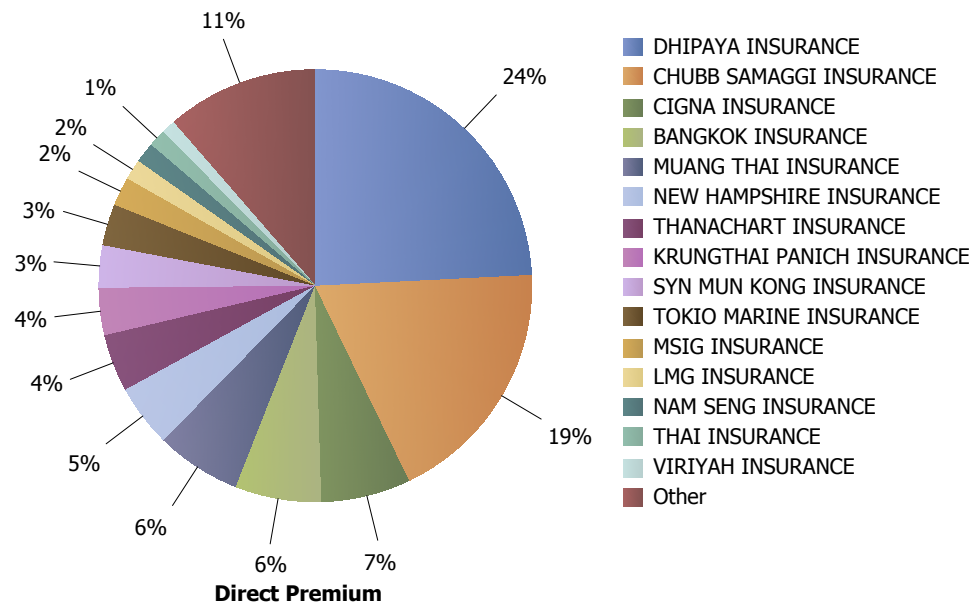
**Top 10 PA: 81%**

as of 30 April, 2018



**Top 15 PA: 89%**

as of 30 April, 2018



## Insurance Industry Flash Report as at 30 April, 2018 *(Distribution Channel Report)*

Business Type : General Insurance

Code : BA 1.11

Period : January - April 2017 VS January - April 2018

Line of Business : Miscellaneous

Sub Class: Health

Ranked By : Direct Premiums

Source : Non - Life Insurance Distribution Channel Report from Statistics Division of Examination Planning and Development Department, OIC

**Note to the users : Sources of the figures under this Flash Report derived from OIC Monthly Distribution Channel Report. It may not reconcile with the figures derived from Quarterly Financial Report.**



Market Ranking Status: ■ Improved ■ Unchanged ■ Declined

Unit: 1,000 Baht

Companies	2018					Change				2017				
	Rank	Share	Direct Premium	No. of Policy	Av. per Policy	Premium	%Change	No. of Policy	%Change	Rank	Share	Direct Premium	No. of Policy	Av. per Policy
AETNA HEALTH INSURANCE	1	34.16%	1,409,166	22,464	62.73	40,392	2.95%	-6,156	-21.51%	1	36.45%	1,368,774	28,620	47.83
CIGNA INSURANCE	2	11.81%	487,044	212,139	2.30	136,351	38.88%	110,140	107.98%	2	9.34%	350,693	101,999	3.44
MITSUI SUMITOMO INSURANCE	3	6.61%	272,702	126	2,164.30	13,514	5.21%	19	17.76%	3	6.90%	259,188	107	2,422.32
BANGKOK INSURANCE	4	6.09%	251,186	25,086	10.01	16,825	7.18%	3,001	13.59%	4	6.24%	234,360	22,085	10.61
TOKIO MARINE INSURANCE	5	5.07%	209,057	6	34,842.91	4,140	2.02%	-1	-14.29%	5	5.46%	204,918	7	29,273.96
DHIPAYA INSURANCE	6	4.57%	188,331	69,683	2.70	55,226	41.49%	2,013	2.97%	8	3.54%	133,105	67,670	1.97
CHUBB SAMAGGI INSURANCE	7	3.21%	132,256	75,080	1.76	-63,748	-32.52%	67,063	836.51%	6	5.22%	196,004	8,017	24.45
BANGKOK UNION INSURANCE	8	2.97%	122,332	35	3,495.21	11,315	10.19%	-6	-14.63%	9	2.96%	111,017	41	2,707.73
AXA INSURANCE	9	2.92%	120,568	934	129.09	-37,968	-23.95%	-595	-38.91%	7	4.22%	158,536	1,529	103.69
GENERALI INSURANCE	10	2.64%	108,764	8,842	12.30	102,504	1,637.49%	8,083	1,064.95%	26	0.17%	6,260	759	8.25
MUANG THAI INSURANCE	11	2.51%	103,527	8,763	11.81	20,397	24.54%	-2,510	-22.27%	13	2.21%	83,131	11,273	7.37
SOUTHEAST INSURANCE	12	2.50%	103,090	757	136.18	27,578	36.52%	684	936.99%	14	2.01%	75,513	73	1,034.42
PACIFIC CROSS HEALTH INSURANCE	13	2.26%	93,058	1,613	57.69	741	0.80%	350	27.71%	11	2.46%	92,317	1,263	73.09
AIOI BANGKOK INSURANCE	14	2.13%	87,962	6	14,660.28	1,492	1.73%	0	0.00%	12	2.30%	86,470	6	14,411.59
SAFETY INSURANCE	15	2.05%	84,699	126	672.21	-24,469	-22.41%	-84	-40.00%	10	2.91%	109,168	210	519.85
THAI HEALTH INSURANCE	16	1.86%	76,846	9,679	7.94	7,453	10.74%	5,797	149.33%	15	1.85%	69,393	3,882	17.88
LMG INSURANCE	17	1.35%	55,815	500	111.63	19,518	53.77%	133	36.24%	16	0.97%	36,297	367	98.90
VIRIYAH INSURANCE	18	0.90%	37,195	472	78.80	13,620	57.77%	112	31.11%	19	0.63%	23,575	360	65.48
MSIG INSURANCE	19	0.88%	36,439	5,384	6.77	1,481	4.24%	-783	-12.70%	17	0.93%	34,958	6,167	5.67
SRI AYUDHYA GENERAL INSURANCE	20	0.69%	28,506	13,571	2.10	3,518	14.08%	8,731	180.39%	18	0.67%	24,989	4,840	5.16
SOMPO INSURANCE	21	0.60%	24,776	74	334.81	5,484	28.43%	18	32.14%	21	0.51%	19,292	56	344.50
SYN MUN KONG INSURANCE	22	0.52%	21,624	3,055	7.08	3,435	18.89%	-195	-6.00%	22	0.48%	18,188	3,250	5.60
NAVAKIJ INSURANCE	23	0.49%	20,201	254	79.53	-186	-0.91%	-23	-8.30%	20	0.54%	20,386	277	73.60
THAISRI INSURANCE	24	0.41%	16,903	8	2,112.85	16,139	2,113.51%	-2	-20.00%	28	0.02%	764	10	76.36
FALCON INSURANCE	25	0.26%	10,785	898	12.01	10,785	-	898	-	36	-	0	0	-
DEVES INSURANCE	26	0.20%	8,286	844	9.82	-7,626	-47.93%	163	23.94%	23	0.42%	15,912	681	23.37
THAIVIVAT INSURANCE	27	0.20%	8,208	790	10.39	896	12.25%	68	9.42%	25	0.19%	7,313	722	10.13
KSK INSURANCE	28	0.12%	4,874	54	90.27	4,389	903.98%	41	315.38%	29	0.01%	486	13	37.35
KRUNGTHAI PANICH INSURANCE	29	0.03%	1,261	847	1.49	1,261	-	847	-	36	-	0	0	-
AIA (NON-LIFE)	30	0.01%	488	14	34.88	-822	-62.72%	-45	-76.27%	27	0.03%	1,310	59	22.20
NEW HAMPSHIRE INSURANCE	31	0.00%	128	26	4.93	-32	-19.74%	-10	-27.78%	31	0.00%	160	36	4.44
MITTARE INSURANCE	32	0.00%	52	1	51.70	-2	-4.35%	0	0.00%	32	0.00%	54	1	54.05

## Insurance Industry Flash Report as at 30 April, 2018 *(Distribution Channel Report)*

Business Type : General Insurance

Code : BA 1.11

Period : January - April 2017 VS January - April 2018

Line of Business : Miscellaneous

Sub Class: Health

Ranked By : Direct Premiums

Source : Non - Life Insurance Distribution Channel Report from Statistics Division of Examination Planning and Development Department, OIC

**Note to the users : Sources of the figures under this Flash Report derived from OIC Monthly Distribution Channel Report. It may not reconcile with the figures derived from Quarterly Financial Report.**

Market Ranking Status: ■ Improved ■ Unchanged ■ Declined

Unit: 1,000 Baht

Companies	2018					Change				2017				
	Rank	Share	Direct Premium	No. of Policy	Av. per Policy	Premium	%Change	No. of Policy	%Change	Rank	Share	Direct Premium	No. of Policy	Av. per Policy
THAI PATTANA INSURANCE	33	0.00%	21	9	2.31	17	418.20%	7	350.00%	35	0.00%	4	2	2.00
ASSETS INSURANCE	34	0.00%	3	1	3.40	3	-	1	-	36	-	0	0	-
AIG INSURANCE	35	0.00%	0	1	0.31	-13	-97.74%	-1	-50.00%	34	0.00%	14	2	6.85
ACE INA OVERSEAS INSURANCE	36	-	0	0	-	0	-	0	-	36	-	0	0	-
ASIA INSURANCE 1950	36	-	0	0	-	0	-	0	-	36	-	0	0	-
CHINA INSURANCE	36	-	0	0	-	0	-	0	-	36	-	0	0	-
CHARAN INSURANCE	36	-	0	0	-	0	-	0	-	36	-	0	0	-
ALLIANZ GENERAL INSURANCE	36	-	0	0	-	0	-	0	-	36	-	0	0	-
CHAO PHAYA INSURANCE	36	-	0	0	-	0	-	0	-	36	-	0	0	-
JP INSURANCE	36	-	0	0	-	0	-	0	-	36	-	0	0	-
ERAWAN INSURANCE	36	-	0	0	-	0	-	0	-	36	-	0	0	-
SAJJA INSURANCE	36	-	0	0	-	0	-	0	-	36	-	0	0	-
FPG INSURANCE	36	-	0	0	-	0	-	0	-	36	-	0	0	-
NEW INDIA ASSURANCE	36	-	0	0	-	0	-	0	-	36	-	0	0	-
THANACHART INSURANCE	36	-	0	0	-	0	-	0	-	36	-	0	0	-
NAM SENG INSURANCE	36	-	0	0	-	-27	-100.00%	-7	-100.00%	33	0.00%	27	7	3.91
TUNE INSURANCE	36	-	0	0	-	0	-	0	-	36	-	0	0	-
THAI PAIBOON INSURANCE	36	-	0	0	-	0	-	0	-	36	-	0	0	-
PHUTTHATHAM INSURANCE	36	-	0	0	-	0	-	0	-	36	-	0	0	-
QBE INSURANCE	36	-	0	0	-	0	-	0	-	36	-	0	0	-
ROAD ACCIDENT VICTIMS PROTECTION	36	-	0	0	-	0	-	0	-	36	-	0	0	-
SIAM CITY INSURANCE	36	-	0	0	-	-361	-100.00%	-14	-100.00%	30	0.01%	361	14	25.78
THAI INSURANCE	36	-	0	0	-	0	-	0	-	36	-	0	0	-
THAI SETAKIJ INSURANCE	36	-	0	0	-	0	-	0	-	36	-	0	0	-
UNION INSURANCE	36	-	0	0	-	0	-	0	-	36	-	0	0	-
UNION PROSPERS INSURANCE	36	-	0	0	-	0	-	0	-	36	-	0	0	-
INDARA INSURANCE	59	0.00%	-38	0	-	-38	-	0	-	36	-	0	0	-
BANGKOK HEALTH INSURANCE	60	-0.03%	-1,438	0	-	-14,023	-111.43%	0	-	24	0.34%	12,585	0	-
<b>Total Health Premium</b>		<b>100.00%</b>	<b>4,124,676</b>	<b>462,142</b>	<b>8.93</b>	<b>369,158</b>	<b>9.83%</b>	<b>197,737</b>	<b>74.79%</b>		<b>100.00%</b>	<b>3,755,519</b>	<b>264,405</b>	<b>14.20</b>

## Insurance Industry Flash Report as at 30 April, 2018 *(Distribution Channel Report)*

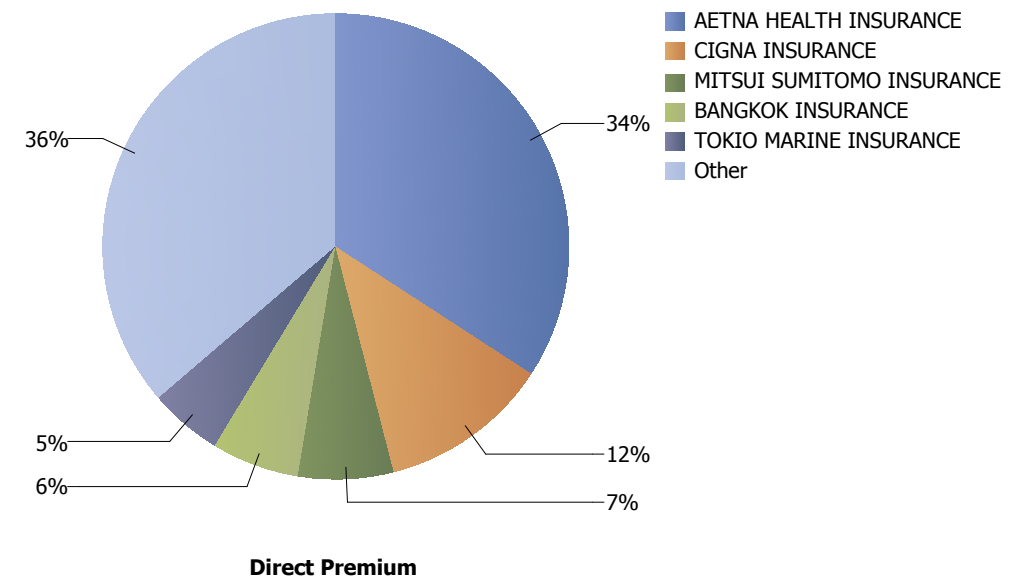
Business Type : General Insurance  
 Code : BA 1.11  
 Period : January - April 2017 VS January - April 2018  
 Line of Business : Miscellaneous  
 Sub Class: Health  
 Ranked By : Direct Premiums

Source : Non - Life Insurance Distribution Channel Report from Statistics Division of Examination Planning and Development Department, OIC

**Note to the users : Sources of the figures under this Flash Report derived from OIC Monthly Distribution Channel Report. It may not reconcile with the figures derived from Quarterly Financial Report.**

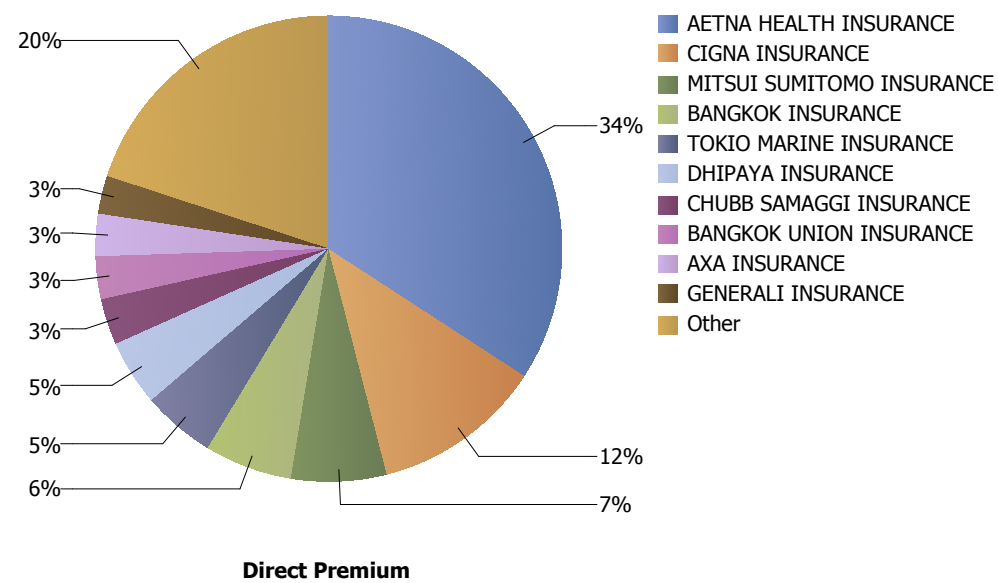
### Top 5 Health: 64%

as of 30 April, 2018



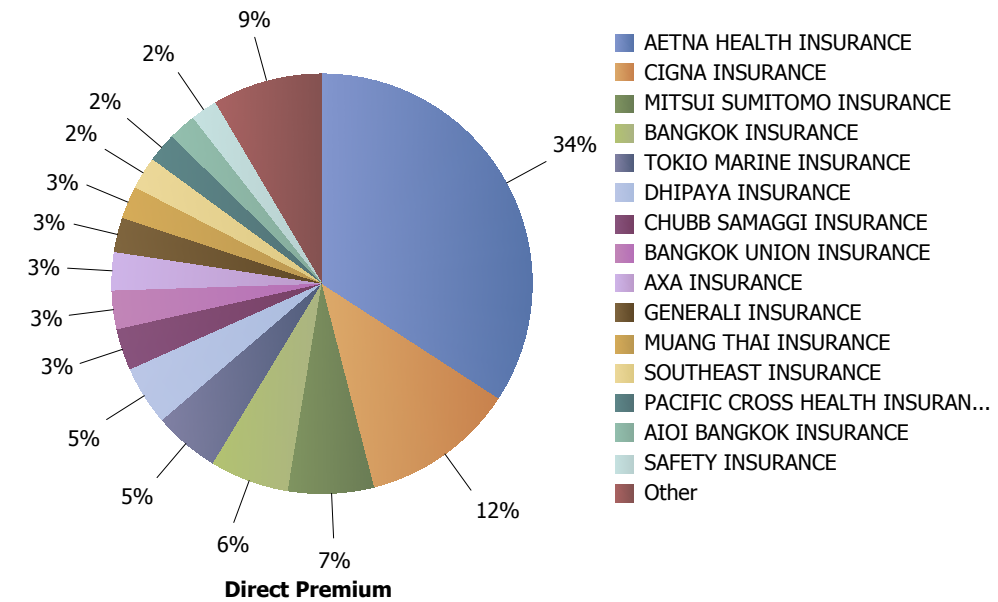
### Top 10 Health: 80%

as of 30 April, 2018



### Top 15 Health: 91%

as of 30 April, 2018





## Insurance Industry Flash Report as at 30 April, 2018 *(Distribution Channel Report)*

Business Type : General Insurance

Code : BA 1.11

Period : January - April 2017 VS January - April 2018

Line of Business : Miscellaneous

Sub Class: Others

Ranked By : Direct Premiums

Source : Non - Life Insurance Distribution Channel Report from Statistics Division of Examination Planning and Development Department, OIC

**Note to the users : Sources of the figures under this Flash Report derived from OIC Monthly Distribution Channel Report. It may not reconcile with the figures derived from Quarterly Financial Report.**



Market Ranking Status: ■ Improved ■ Unchanged ■ Declined

Unit: 1,000 Baht

Companies	2018					Change				2017				
	Rank	Share	Direct Premium	No. of Policy	Av. per Policy	Premium	%Change	No. of Policy	%Change	Rank	Share	Direct Premium	No. of Policy	Av. per Policy
VIRIYAH INSURANCE	1	13.37%	302,033	82,064	3.68	71,625	31.09%	7,735	10.41%	2	9.94%	230,408	74,329	3.10
DHIPAYA INSURANCE	2	8.69%	196,263	11,783	16.66	-118,364	-37.62%	218	1.88%	1	13.57%	314,627	11,565	27.21
THAIVIVAT INSURANCE	3	7.79%	175,957	122,993	1.43	-6,695	-3.67%	-30,318	-19.78%	3	7.88%	182,652	153,311	1.19
NEW HAMPSHIRE INSURANCE	4	6.81%	153,890	34,331	4.48	-27,410	-15.12%	-6,958	-16.85%	4	7.82%	181,300	41,289	4.39
MUANG THAI INSURANCE	5	6.74%	152,144	32	4,754.49	3,194	2.14%	5	18.52%	6	6.43%	148,949	27	5,516.65
BANGKOK INSURANCE	6	6.46%	145,848	86,599	1.68	7,079	5.10%	511	0.59%	7	5.99%	138,769	86,088	1.61
NAVAKIJ INSURANCE	7	5.86%	132,291	3,033	43.62	85,464	182.51%	1,492	96.82%	15	2.02%	46,827	1,541	30.39
DEVES INSURANCE	8	5.28%	119,337	623	191.55	-34,164	-22.26%	-608	-49.39%	5	6.62%	153,500	1,231	124.70
MITSUI SUMITOMO INSURANCE	9	5.28%	119,211	5,256	22.68	49,261	70.42%	5,210	11,326.09%	11	3.02%	69,950	46	1,520.65
QBE INSURANCE	10	4.59%	103,619	88	1,177.48	15,413	17.47%	-26	-22.81%	9	3.80%	88,206	114	773.73
AXA INSURANCE	11	3.59%	81,023	162	500.14	-8,247	-9.24%	-43	-20.98%	8	3.85%	89,271	205	435.47
FALCON INSURANCE	12	2.37%	53,488	3,340	16.01	-17,206	-24.34%	-13,331	-79.97%	10	3.05%	70,694	16,671	4.24
SOUTHEAST INSURANCE	13	2.25%	50,923	3,235	15.74	-12,685	-19.94%	-389	-10.73%	12	2.74%	63,608	3,624	17.55
SOMPO INSURANCE	14	1.92%	43,349	40	1,083.72	15,253	54.29%	14	53.85%	21	1.21%	28,095	26	1,080.59
THAISRI INSURANCE	15	1.59%	35,884	939	38.21	-20,903	-36.81%	660	236.56%	13	2.45%	56,787	279	203.54
TOKIO MARINE INSURANCE	16	1.42%	32,040	38	843.15	3,056	10.54%	7	22.58%	20	1.25%	28,984	31	934.97
NAM SENG INSURANCE	17	1.38%	31,209	101	309.00	23,385	298.91%	29	40.28%	33	0.34%	7,823	72	108.66
SIAM CITY INSURANCE	18	1.38%	31,165	1,645	18.95	21,804	232.91%	16	0.98%	32	0.40%	9,361	1,629	5.75
SAFETY INSURANCE	19	1.37%	30,953	16,268	1.90	-23,932	-43.60%	-6,564	-28.75%	14	2.37%	54,886	22,832	2.40
SYN MUN KONG INSURANCE	20	1.31%	29,601	5,408	5.47	-10,122	-25.48%	-996	-15.55%	17	1.71%	39,723	6,404	6.20
SRI AYUDHYA GENERAL INSURANCE	21	1.21%	27,344	43	635.90	24,182	764.88%	-8	-15.69%	38	0.14%	3,162	51	61.99
ALLIANZ GENERAL INSURANCE	22	1.16%	26,200	338	77.51	-1,564	-5.63%	-5	-1.46%	22	1.20%	27,764	343	80.94
MSIG INSURANCE	23	1.06%	23,949	2,795	8.57	8,945	59.62%	1,515	118.36%	26	0.65%	15,004	1,280	11.72
FPG INSURANCE	24	0.94%	21,263	170	125.08	9,187	76.08%	102	150.00%	29	0.52%	12,076	68	177.59
CHUBB SAMAGGI INSURANCE	25	0.88%	19,979	4,993	4.00	-16,394	-45.07%	-1,121	-18.33%	18	1.57%	36,373	6,114	5.95
KRUNGTHAI PANICH INSURANCE	26	0.75%	16,937	628	26.97	-19,133	-53.04%	354	129.20%	19	1.56%	36,070	274	131.64
ASIA INSURANCE 1950	27	0.74%	16,733	0	-	16,733	-	0	-	47	-	0	0	-
LMG INSURANCE	28	0.73%	16,489	5,085	3.24	-4,661	-22.04%	131	2.64%	24	0.91%	21,151	4,954	4.27
THANACHART INSURANCE	29	0.57%	12,788	2,278	5.61	-259	-1.99%	-49	-2.11%	28	0.56%	13,047	2,327	5.61
THAI PATTANA INSURANCE	30	0.54%	12,213	1,157	10.56	-1,807	-12.89%	-1,336	-53.59%	27	0.60%	14,020	2,493	5.62
UNION PROSPERS INSURANCE	31	0.45%	10,142	901	11.26	2,765	37.48%	157	21.10%	34	0.32%	7,377	744	9.92
MITTARE INSURANCE	32	0.38%	8,570	1,357	6.32	-2,552	-22.94%	106	8.47%	30	0.48%	11,122	1,251	8.89

## Insurance Industry Flash Report as at 30 April, 2018 *(Distribution Channel Report)*

Business Type : General Insurance

Code : BA 1.11

Period : January - April 2017 VS January - April 2018

Line of Business : Miscellaneous

Sub Class: Others

Ranked By : Direct Premiums

Source : Non - Life Insurance Distribution Channel Report from Statistics Division of Examination Planning and Development Department, OIC

Note to the users : Sources of the figures under this Flash Report derived from OIC Monthly Distribution Channel Report. It may not reconcile with the figures derived from Quarterly Financial Report.

Market Ranking Status: ■ Improved ■ Unchanged ■ Declined

Unit: 1,000 Baht

Companies	2018					Change				2017				
	Rank	Share	Direct Premium	No. of Policy	Av. per Policy	Premium	%Change	No. of Policy	%Change	Rank	Share	Direct Premium	No. of Policy	Av. per Policy
CHAO PHAYA INSURANCE	33	0.37%	8,332	2,436	3.42	-10,083	-54.75%	-729	-23.03%	25	0.79%	18,415	3,165	5.82
BANGKOK UNION INSURANCE	34	0.30%	6,698	1	6,698.04	6,693	133,860.80%	0	0.00%	46	0.00%	5	1	5.00
AIG INSURANCE	35	0.23%	5,204	36	144.56	1,019	24.35%	4	12.50%	37	0.18%	4,185	32	130.78
THAI PAIBOON INSURANCE	36	0.10%	2,215	88	25.17	-2,281	-50.73%	-450	-83.64%	36	0.19%	4,496	538	8.36
PHUTTHATHAM INSURANCE	37	0.05%	1,092	175	6.24	-1,544	-58.58%	-312	-64.07%	39	0.11%	2,635	487	5.41
AIOI BANGKOK INSURANCE	38	0.04%	998	145	6.88	161	19.22%	-3	-2.03%	41	0.04%	837	148	5.66
THAI SETAKIJ INSURANCE	39	0.03%	677	61	11.10	-23,621	-97.21%	-17	-21.79%	23	1.05%	24,298	78	311.51
CHARAN INSURANCE	40	0.03%	620	54	11.48	222	55.72%	-30	-35.71%	44	0.02%	398	84	4.74
ASSETS INSURANCE	41	0.02%	442	5	88.39	442	-	5	-	47	-	0	0	-
INDARA INSURANCE	42	0.02%	393	77	5.10	200	103.63%	-5	-6.10%	45	0.01%	193	82	2.35
NEW INDIA ASSURANCE	43	0.01%	179	16	11.16	179	-	16	-	47	-	0	0	-
THAI INSURANCE	44	0.01%	150	91	1.65	-42,779	-99.65%	-6,727	-98.67%	16	1.85%	42,929	6,818	6.30
TUNE INSURANCE	45	0.00%	45	25	1.82	-1,246	-96.48%	-498	-95.22%	40	0.06%	1,291	523	2.47
ACE INA OVERSEAS INSURANCE	46	-	0	0	-	533	-100.00%	0	-	60	-0.02%	-533	0	-
KSK INSURANCE	46	-	0	0	-	-743	-100.00%	-47	-100.00%	42	0.03%	743	47	15.80
CHINA INSURANCE	46	-	0	0	-	0	-	0	-	47	-	0	0	-
JP INSURANCE	46	-	0	0	-	0	-	0	-	47	-	0	0	-
ERAWAN INSURANCE	46	-	0	0	-	0	-	0	-	47	-	0	0	-
SAJJA INSURANCE	46	-	0	0	-	-11,074	-100.00%	-20	-100.00%	31	0.48%	11,074	20	553.69
ROAD ACCIDENT VICTIMS PROTECTION	46	-	0	0	-	0	-	0	-	47	-	0	0	-
CIGNA INSURANCE	46	-	0	0	-	0	-	0	-	47	-	0	0	-
UNION INSURANCE	46	-	0	0	-	0	-	0	-	47	-	0	0	-
PACIFIC CROSS HEALTH INSURANCE	46	-	0	0	-	0	-	0	-	47	-	0	0	-
AETNA HEALTH INSURANCE	46	-	0	0	-	0	-	0	-	47	-	0	0	-
BANGKOK HEALTH INSURANCE	46	-	0	0	-	0	-	0	-	47	-	0	0	-
THAI HEALTH INSURANCE	46	-	0	0	-	-5,242	-100.00%	-4,891	-100.00%	35	0.23%	5,242	4,891	1.07
AIA (NON-LIFE)	46	-	0	0	-	0	-	0	-	47	-	0	0	-
GENERALI INSURANCE	60	-0.04%	-955	90	-10.61	-1,409	-310.66%	4	4.65%	43	0.02%	453	86	5.27
<b>Total Others Premium</b>		<b>100.00%</b>	<b>2,258,923</b>	<b>401,023</b>	<b>5.63</b>	<b>-59,325</b>	<b>-2.56%</b>	<b>-57,190</b>	<b>-12.48%</b>		<b>100.00%</b>	<b>2,318,248</b>	<b>458,213</b>	<b>5.06</b>

## Insurance Industry Flash Report as at 30 April, 2018 *(Distribution Channel Report)*

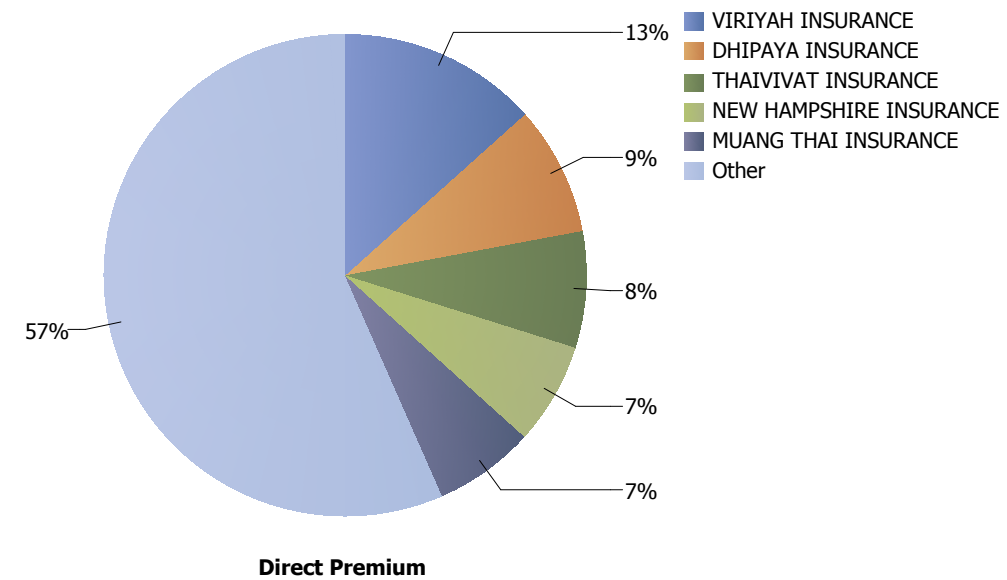
Business Type : General Insurance  
 Code : BA 1.11  
 Period : January - April 2017 VS January - April 2018  
 Line of Business : Miscellaneous  
 Sub Class: Others  
 Ranked By : Direct Premiums

Source : Non - Life Insurance Distribution Channel Report from Statistics Division of Examination Planning and Development Department, OIC

**Note to the users : Sources of the figures under this Flash Report derived from OIC Monthly Distribution Channel Report. It may not reconcile with the figures derived from Quarterly Financial Report.**

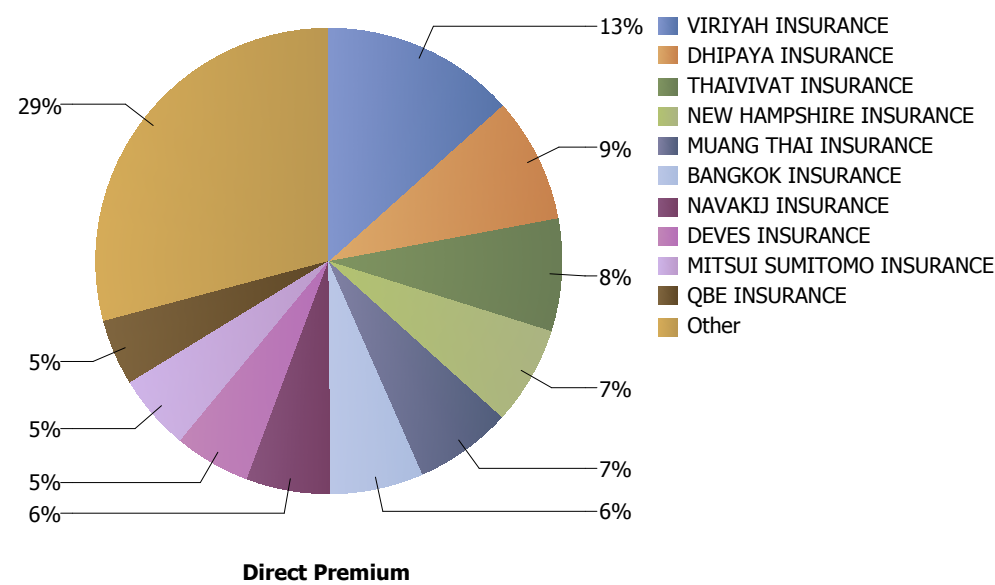
**Top 5 Others: 43%**

as of 30 April, 2018



**Top 10 Others: 71%**

as of 30 April, 2018



**Top 15 Others: 83%**

as of 30 April, 2018

